

Walker ChandioK & Co LLP

Walker ChandioK & Co LLP
21st Floor, DLF Square
Jacaranda Marg, DLF Phase II
Gurugram - 122 002
India
T +91 124 4628099
F +91 124 4628001

Independent Auditor's Report

To the Members of Paras Healthcare (Ranchi) Private Limited

Report on the Audit of the Financial Statements

Opinion

1. We have audited the accompanying financial statements of Paras Healthcare (Ranchi) Private Limited ('the Company'), which comprise the Balance Sheet as at 31 March 2026, the Statement of Profit and Loss (including Other Comprehensive Income), the Statement of Cash Flow and the Statement of Changes in Equity for the year then ended, and notes to the financial statements, including material accounting policy information and other explanatory information.
2. In our opinion and to the best of our information and according to the explanations given to us, the aforesaid financial statements give the information required by the Companies Act, 2013 ('the Act') in the manner so required and give a true and fair view in conformity with the Indian Accounting Standards ('Ind AS') specified under section 133 of the Act read with the Companies (Indian Accounting Standards) Rules, 2015 and other accounting principles generally accepted in India, of the state of affairs of the Company as at 31 March 2026, and its loss (including other comprehensive income), its cash flows and the changes in equity for the year ended on that date.

Basis for Opinion

3. We conducted our audit in accordance with the Standards on Auditing specified under section 143(10) of the Act. Our responsibilities under those standards are further described in the Auditor's Responsibilities for the Audit of the Financial Statements section of our report. We are independent of the Company in accordance with the Code of Ethics issued by the Institute of Chartered Accountants of India ('ICAI') together with the ethical requirements that are relevant to our audit of the financial statements under the provisions of the Act and the rules thereunder, and we have fulfilled our other ethical responsibilities in accordance with these requirements and the Code of Ethics. We believe that the audit evidence we have obtained is sufficient and appropriate to provide a basis for our opinion.

Information other than the Financial Statements and Auditor's Report thereon


4. The Company's Board of Directors are responsible for the other information. The other information comprises the information included in the Director's Report, but does not include the financial statements and our auditor's report thereon.

Our opinion on the financial statements does not cover the other information and we do not express any form of assurance conclusion thereon.

In connection with our audit of the financial statements, our responsibility is to read the other information and, in doing so, consider whether the other information is materially inconsistent with the financial statements or our knowledge obtained in the audit or otherwise appears to be materially misstated.

Chartered Accountants

Offices in Ahmedabad, Bengaluru, Chandigarh, Chennai, Dehradun, Goa, Gurugram, Hyderabad, Indore, Kochi, Kolkata, Mumbai, New Delhi, Noida and Pune



Walker ChandioK & Co LLP is registered with limited liability with identification number AAC-2085 and has its registered office at L-41, Connaught Circus, Outer Circle, New Delhi, 110001, India

Walker Chandiook & Co LLP

Independent Auditor's Report to the members of Paras Healthcare (Ranchi) Private Limited on the financial statements for the year ended 31 March 2026 (cont'd)

The Director's Report is not made available to us at the date of this auditor's report. We have nothing to report in this regard.

Responsibilities of Management and Those Charged with Governance for the Financial Statements

5. The accompanying financial statements have been approved by the Company's Board of Directors. The Company's Board of Directors are responsible for the matters stated in section 134(5) of the Act with respect to the preparation and presentation of these financial statements that give a true and fair view of the financial position, financial performance including other comprehensive income, changes in equity and cash flows of the Company in accordance with the Ind AS specified under section 133 of the Act and other accounting principles generally accepted in India. This responsibility also includes maintenance of adequate accounting records in accordance with the provisions of the Act for safeguarding of the assets of the Company and for preventing and detecting frauds and other irregularities; selection and application of appropriate accounting policies; making judgments and estimates that are reasonable and prudent; and design, implementation and maintenance of adequate internal financial controls, that were operating effectively for ensuring the accuracy and completeness of the accounting records, relevant to the preparation and presentation of the financial statements that give a true and fair view and are free from material misstatement, whether due to fraud or error.
6. In preparing the financial statements, the Board of Directors is responsible for assessing the Company's ability to continue as a going concern, disclosing, as applicable, matters related to going concern and using the going concern basis of accounting unless the Board of Directors either intends to liquidate the Company or to cease operations, or has no realistic alternative but to do so.
7. The Board of Directors is also responsible for overseeing the Company's financial reporting process.

Auditor's Responsibilities for the Audit of the Financial Statements

8. Our objectives are to obtain reasonable assurance about whether the financial statements as a whole are free from material misstatement, whether due to fraud or error, and to issue an auditor's report that includes our opinion. Reasonable assurance is a high level of assurance, but is not a guarantee that an audit conducted in accordance with Standards on Auditing will always detect a material misstatement when it exists. Misstatements can arise from fraud or error and are considered material if, individually or in the aggregate, they could reasonably be expected to influence the economic decisions of users taken on the basis of these financial statements.
9. As part of an audit in accordance with Standards on Auditing, specified under section 143(10) of the Act we exercise professional judgment and maintain professional skepticism throughout the audit. We also:
 - Identify and assess the risks of material misstatement of the financial statements, whether due to fraud or error, design and perform audit procedures responsive to those risks, and obtain audit evidence that is sufficient and appropriate to provide a basis for our opinion. The risk of not detecting a material misstatement resulting from fraud is higher than for one resulting from error, as fraud may involve collusion, forgery, intentional omissions, misrepresentations, or the override of internal control;
 - Obtain an understanding of internal control relevant to the audit in order to design audit procedures that are appropriate in the circumstances. Under section 143(3)(i) of the Act we are also responsible for expressing our opinion on whether the Company has adequate internal financial controls with reference to financial statements in place and the operating effectiveness of such controls;
 - Evaluate the appropriateness of accounting policies used and the reasonableness of accounting estimates and related disclosures made by management;



Walker Chandiook & Co LLP

Independent Auditor's Report to the members of Paras Healthcare (Ranchi) Private Limited on the financial statements for the year ended 31 March 2026 (cont'd)

- Conclude on the appropriateness of Board of Directors' use of the going concern basis of accounting and, based on the audit evidence obtained, whether a material uncertainty exists related to events or conditions that may cast significant doubt on the Company's ability to continue as a going concern. If we conclude that a material uncertainty exists, we are required to draw attention in our auditor's report to the related disclosures in the financial statements or, if such disclosures are inadequate, to modify our opinion. Our conclusions are based on the audit evidence obtained up to the date of our auditor's report. However, future events or conditions may cause the Company to cease to continue as a going concern; and
 - Evaluate the overall presentation, structure and content of the financial statements, including the disclosures, and whether the financial statements represent the underlying transactions and events in a manner that achieves fair presentation.
10. We communicate with those charged with governance regarding, among other matters, the planned scope and timing of the audit and significant audit findings, including any significant deficiencies in internal control that we identify during our audit.

Report on Other Legal and Regulatory Requirements

11. As required by section 197(16) of the Act, based on our audit, we report that the Company has paid remuneration to its directors during the year in accordance with the provisions of and limits laid down under section 197 read with Schedule V to the Act.
12. As required by the Companies (Auditor's Report) Order, 2020 ('the Order') issued by the Central Government of India in terms of section 143(11) of the Act we give in the Annexure A a statement on the matters specified in paragraphs 3 and 4 of the Order, to the extent applicable.
13. Further to our comments in Annexure A, as required by section 143(3) of the Act based on our audit, we report, to the extent applicable, that:
- a) We have sought and obtained all the information and explanations which to the best of our knowledge and belief were necessary for the purpose of our audit of the accompanying financial statements;
 - b) Except for the matters stated in paragraph 13(h)(vi) below on reporting under Rule 11(g) of the Companies (Audit and Auditors) Rules, 2014 (as amended), in our opinion, proper books of account as required by law have been kept by the Company so far as it appears from our examination of those books;
 - c) The financial statements dealt with by this report are in agreement with the books of account;
 - d) In our opinion, the aforesaid financial statements comply with Ind AS specified under section 133 of the Act;
 - e) On the basis of the written representations received from the directors and taken on record by the Board of Directors, none of the directors is disqualified as on 31 March 2026 from being appointed as a director in terms of section 164(2) of the Act;
 - f) The qualification relating to the maintenance of accounts and other matters connected therewith are as stated in paragraph 13(b) above on reporting under section 143(3)(b) of the Act and paragraph 13(h)(vi) below on reporting under Rule 11(g) of the Companies (Audit and Auditors) Rules, 2014 (as amended);
 - g) With respect to the adequacy of the internal financial controls with reference to financial statements of the Company as on 31 March 2026 and the operating effectiveness of such controls, refer to our separate report in Annexure B wherein we have expressed an unmodified opinion; and



Walker Chandiook & Co LLP

Independent Auditor's Report to the members of Paras Healthcare (Ranchi) Private Limited on the financial statements for the year ended 31 March 2026 (cont'd)

- h) With respect to the other matters to be included in the Auditor's Report in accordance with rule 11 of the Companies (Audit and Auditors) Rules, 2014 (as amended), in our opinion and to the best of our information and according to the explanations given to us:
- i. The Company, as detailed in note 32(a) to the financial statements, has disclosed the impact of pending litigations on its financial position as at 31 March 2026;
 - ii. The Company did not have any long-term contracts including derivative contracts for which there were any material foreseeable losses as at 31 March 2026;
 - iii. There were no amounts which were required to be transferred to the Investor Education and Protection Fund by the Company during the year ended 31 March 2026;
- iv. a. The management has represented that, to the best of its knowledge and belief, as disclosed in note 45(c) to the financial statements, no funds have been advanced or loaned or invested (either from borrowed funds or securities premium or any other sources or kind of funds) by the Company to or in any persons or entities, including foreign entities ('the intermediaries'), with the understanding, whether recorded in writing or otherwise, that the intermediary shall, whether, directly or indirectly lend or invest in other persons or entities identified in any manner whatsoever by or on behalf of the Company ('the Ultimate Beneficiaries') or provide any guarantee, security or the like on behalf the Ultimate Beneficiaries;
- b. The management has represented that, to the best of its knowledge and belief, as disclosed in note 45(d) to the financial statements, no funds have been received by the Company from any persons or entities, including foreign entities ('the Funding Parties'), with the understanding, whether recorded in writing or otherwise, that the Company shall, whether directly or indirectly, lend or invest in other persons or entities identified in any manner whatsoever by or on behalf of the Funding Party ('Ultimate Beneficiaries') or provide any guarantee, security or the like on behalf of the Ultimate Beneficiaries; and
- c. Based on such audit procedures performed as considered reasonable and appropriate in the circumstances, nothing has come to our notice that has caused us to believe that the management representations under sub-clauses (a) and (b) above contain any material misstatement.
- v. The Company has not declared or paid any dividend during the year ended 31 March 2026.
- vi. As stated in note 48 to the financial statements and based on our examination which included test checks, except for instances mentioned below, the Company, in respect of financial year commencing on 01 April 2025, has used accounting software for maintaining its books of account which have a feature of recording audit trail (edit log) facility and the same have been operated throughout the year for all relevant transactions recorded in the software. Further, during the course of our audit we did not come across any instance of audit trail feature being tampered with other than the consequential impact of the exception given below. Furthermore, other than the consequential impact of the exceptions below, the audit trail has been preserved by the Company as per the statutory requirements for record retention.
- a) The accounting software used for maintenance of books of account is operated by a third-party software service provider. In the absence of any information on existence of audit trail (edit logs) for any direct changes made at the database level in the 'Independent Service Auditor's Assurance Report on the Description of Controls, their Design and Operating Effectiveness' ('Type 2 report' issued in accordance with ISAE 3000 (Revised), Assurance Engagements Other than Audits or Reviews of Historical Financial Information), we are unable to comment



Walker Chandiook & Co LLP

Independent Auditor's Report to the members of Paras Healthcare (Ranchi) Private Limited on the financial statements for the year ended 31 March 2026

on whether audit trail feature with respect to the database of the said software was enabled and operated throughout the year.

- b) The accounting software used for maintenance of payroll records is operated by a third-party software service provider. In the absence of the 'Independent Service Auditor's Assurance Report on the Description of Controls, their Design and Operating Effectiveness' ('Type 2 report' issued in accordance with ISAE 3000, Assurance Engagements Other than Audits or Reviews of Historical Financial Information), we are unable to comment on whether audit trail feature with respect to the database of the said software was enabled and operated throughout the year.

For **Walker Chandiook & Co LLP**

Chartered Accountants

Firm's Registration No.: 001076N/N500013

Tarun

Tarun Gupta

Partner

Membership No.: 507892

UDIN: 26507892KEIPEX1165

Place: Gurugram

Date: 18 May 2026



Walker Chandiook & Co LLP

Annexure A referred to in paragraph 12 of the Independent Auditor's Report to the members of Paras Healthcare (Ranchi) Private Limited on the financial statements for the year ended 31 March 2026

In terms of the information and explanations sought by us and given by the Company and the books of account and records examined by us in the normal course of audit, and to the best of our knowledge and belief, we report that:

- (i) (a) (A) The Company has maintained proper records showing full particulars, including quantitative details and situation of property, plant and equipment and relevant details of right-of-use assets.
- (B) The Company has maintained proper records showing full particulars of intangible assets.
- (b) The Company has a regular programme of physical verification of its property, plant and equipment and relevant details of right-of-use assets under which the assets are physically verified in a phased manner over a period of three years, which in our opinion, is reasonable having regard to the size of the Company and the nature of its assets. In accordance with this programme, certain property, plant and equipment and relevant details of right-of-use assets were verified during the year and no material discrepancies were noticed on such verification.
- (c) The Company does not own any immovable property (other than properties where the Company is the lessee and the lease agreements are duly executed in favour of the lessee). Accordingly, reporting under clause 3(i)(c) of the Companies (Auditor's Report) Order, 2020 ('the Order') is not applicable to the Company.
- (d) The Company has adopted cost model for its Property, Plant and Equipment including right-of-use assets and intangible assets. Accordingly, reporting under clause 3(i)(d) of the Order is not applicable to the Company.
- (e) No proceedings have been initiated or are pending against the Company for holding any benami property under the Prohibition of Benami Property Transactions Act, 1988 (as amended) and rules made thereunder.
- (ii) (a) The management has conducted physical verification of inventory at reasonable intervals during the year. In our opinion, the coverage and procedure of such verification by the management is appropriate and no discrepancies of 10% or more in the aggregate for each class of inventory were noticed as compared to book records.
- (b) The Company has not been sanctioned working capital limits in excess of INR 50.00 million by banks or financial institutions on the basis of security of current assets at any point of time during the year. Accordingly, reporting under clause 3(ii)(b) of the Order is not applicable to the Company.
- (iii) The Company has not made investments in, provided any guarantee or security or granted any advances in the nature of loans, secured or unsecured, to companies, firms, limited liability partnerships or any other parties during the year. Accordingly, reporting under clause 3(iii) of the Order is not applicable to the Company.
- (iv) The Company has not entered into any transaction covered under sections 185 and 186 of the Act. Accordingly, reporting under clause 3(iv) of the Order is not applicable to the Company.
- (v) In our opinion, and according to the information and explanations given to us, the Company has not accepted any deposits or there are no amounts which have been deemed to be deposits within the meaning of sections 73 to 76 of the Act and the Companies (Acceptance

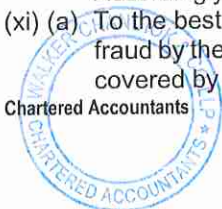


Walker Chandiook & Co LLP

Annexure A referred to in Paragraph 12 of the Independent Auditor's Report to the members of Paras Healthcare (Ranchi) Private Limited on the standalone financial statements for the year ended 31 March 2026 (cont'd)

of Deposits) Rules, 2014 (as amended). Accordingly, reporting under clause 3(v) of the Order is not applicable to the Company.

- (vi) The Central Government has specified maintenance of cost records under sub-section (1) of section 148 of the Act only in respect of specified business activities of the Company. We have broadly reviewed the books of account maintained by the Company pursuant to the rules made by the Central Government for the maintenance of cost records under the aforesaid section and are of the opinion that, prima facie, the prescribed accounts and records have been made and maintained. However, we have not made a detailed examination of the cost records with a view to determine whether they are accurate or complete.
- (vii)(a) In our opinion and according to the information and explanations given to us, the Company is regular in depositing undisputed statutory dues including goods and services tax, provident fund, employees' state insurance, income-tax, duty of customs, and other material statutory dues, as applicable, with the appropriate authorities, though there have been slight delays in a few cases. Further, no undisputed amounts payable in respect thereof were outstanding at the year-end for a period of more than six months from the date they became payable.
- (b) According to the information and explanations given to us, we report that there are no statutory dues referred to in sub-clause (a) above that have not been deposited with the appropriate authorities on account of any dispute.
- (viii) According to the information and explanations given to us, we report that no transactions were surrendered or disclosed as income during the year in the tax assessments under the Income Tax Act, 1961 (43 of 1961) which have not been previously recorded in the books of accounts.
- (ix) (a) In our opinion and according to the information and explanations given to us, the Company has not defaulted in repayment of its loans or other borrowings or in the payment of interest thereon to any lender.
- (b) According to the information and explanations given to us including representation received from the management of the Company, and on the basis of our audit procedures, we report that the Company has not been declared a willful defaulter by any bank or financial institution or government or any government authority.
- (c) In our opinion and according to the information and explanations given to us, money raised by way of term loans were applied for the purposes for which these were obtained.
- (d) In our opinion and according to the information and explanations given to us, the Company has not raised any funds on short term basis during the year. Accordingly, reporting under clause 3(ix)(d) of the Order is not applicable to the Company.
- (e) According to the information and explanations given to us, we report that the Company does not have any subsidiaries, associates or joint ventures. Accordingly, reporting under clause 3(ix)(e) and clause 3(ix)(f) of the Order is not applicable to the Company.
- (x) (a) The Company has not raised any money by way of initial public offer or further public offer (including debt instruments), during the year. Accordingly, reporting under clause 3(x)(a) of the Order is not applicable to the Company.
- (b) According to the information and explanation given to us and on the basis of our examination of the records of the Company, the Company has not made any preferential allotment or private placement of shares or convertible debentures (fully, partially or optionally) during the year. Accordingly, reporting under clause 3(x)(b) of the Order is not applicable to the Company.
- (xi) (a) To the best of our knowledge and according to the information and explanations given to us, no fraud by the Company or no fraud on the Company has been noticed or reported during the period covered by our audit.



Walker ChandioK & Co LLP

Annexure A referred to in Paragraph 12 of the Independent Auditor's Report to the members of Paras Healthcare (Ranchi) Private Limited on the standalone financial statements for the year ended 31 March 2026 (cont'd)

- (b) According to the information and explanations given to us including the representation made to us by the management of the Company, no report under sub-section 12 of section 143 of the Act has been filed by the auditors in Form ADT-4 as prescribed under rule 13 of Companies (Audit and Auditors) Rules, 2014, with the Central Government for the period covered by our audit.
- (c) According to the information and explanations given to us including the representation made to us by the management of the Company, there are no whistle-blower complaints received by the Company during the year.
- (xii) The Company is not a Nidhi Company and the Nidhi Rules, 2014 are not applicable to it. Accordingly, reporting under clause 3(xii) of the Order is not applicable to the Company.
- (xiii) In our opinion and according to the information and explanations given to us, all transactions entered into by the Company, with the related parties are in compliance with section 188 of the Act. The details of such related party transactions have been disclosed in the financial statements etc., as required under Indian Accounting Standard (Ind AS) 24, Related Party Disclosures specified in Companies (Indian Accounting Standards) Rules 2015 as prescribed under section 133 of the Act. Further, according to the information and explanations given to us, the Company is not required to constitute an audit committee under section 177 of the Act.
- (xiv)(a) According to the information and explanations given to us, the Company is not required to have an internal audit system as per the provision of section 138 of the Act. However, the Company has an internal audit system which, in our opinion, is commensurate with the size and nature of its business.
 - (b) We have considered the reports issued by the Internal Auditors of the Company till date for the period under audit.
- (xv) According to the information and explanation given to us, the Company has not entered into any non-cash transactions with its directors or persons connected with its directors and accordingly, reporting under clause 3(xv) of the Order with respect to compliance with the provisions of section 192 of the Act are not applicable to the Company.
- (xvi) The Company is not required to be registered under section 45-IA of the Reserve Bank of India Act, 1934. Accordingly, reporting under clauses 3(xvi)(a), (b) and (c) of the Order are not applicable to the Company.
 - (d) Based on the information and explanations given to us and as represented by the management of the Company, the Group (as defined in Core Investment Companies (Reserve Bank) Directions, 2016) does not have any Core Investment Company ("CIC").
- (xvii) The Company has not incurred cash losses in the current financial year but has incurred cash losses amounting to INR 97.89 million in the immediately preceding financial year.
- (xviii) There has been no resignation of the statutory auditors during the year. Accordingly, reporting under clause 3(xviii) of the Order is not applicable to the Company.



Walker Chandiook & Co LLP

Annexure A referred to in Paragraph 12 of the Independent Auditor's Report to the members of Paras Healthcare (Ranchi) Private Limited on the standalone financial statements for the year ended 31 March 2026

- (xix) According to the information and explanations given to us and on the basis of the financial ratios, ageing and expected dates of realisation of financial assets and payment of financial liabilities, other information in the financial statements, our knowledge of the plans of the Board of Directors and management and based on our examination of the evidence supporting the assumptions and unconditional support letter provided by Holding Company to extend operational and financial support to the Company as referred to in note 34 to the accompanying financial statements, nothing has come to our attention, which causes us to believe that any material uncertainty exists as on the date of the audit report indicating that Company is not capable of meeting its liabilities existing at the date of balance sheet as and when they fall due within a period of one year from the balance sheet date. We, however, state that this is not an assurance as to the future viability of the Company. We further state that our reporting is based on the facts up to the date of the audit report and we neither give any guarantee nor any assurance that all liabilities falling due within a period of one year from the balance sheet date, will get discharged by the Company as and when they fall due.
- (xx) According to the information and explanations given to us, the Company does not meet the criteria as specified under sub-section (1) of section 135 of the Act read with the Companies (Corporate Social Responsibility Policy) Rules, 2014 and according, reporting under clause 3(xx) of the Order is not applicable to the Company.
- (xxi) The reporting under clause 3(xxi) of the Order is not applicable in respect of audit of standalone financial statements of the Company. Accordingly, no comment has been included in respect of said clause under this report.

For **Walker Chandiook & Co LLP**
Chartered Accountants
Firm's Registration No.: 001076N/N500013

Tarun

Tarun Gupta
Partner
Membership No.: 507892
UDIN: 26507892KEIPEX1165



Place: Gurugram
Date: 18 May 2026

Walker Chandiook & Co LLP

Annexure B to the Independent Auditor's Report to the members of Paras Healthcare (Ranchi) Private Limited on the financial statements for the year ended 31 March 2026

Independent Auditor's Report on the internal financial controls with reference to the financial statements under Clause (i) of Sub-section 3 of Section 143 of the Companies Act, 2013 ('the Act')

1. In conjunction with our audit of the financial statements of Paras Healthcare (Ranchi) Private Limited ('the Company') as at and for the year ended 31 March 2026, we have audited the internal financial controls with reference to financial statements of the Company as at that date.

Responsibilities of Management and Those Charged with Governance for Internal Financial Controls

2. The Company's Board of Directors is responsible for establishing and maintaining internal financial controls based on the internal financial controls with reference to financial statements criteria established by the Company considering the essential components of internal control stated in the Guidance Note on Audit of Internal Financial Controls over Financial Reporting issued by the Institute of Chartered Accountants of India. These responsibilities include the design, implementation and maintenance of adequate internal financial controls that were operating effectively for ensuring the orderly and efficient conduct of the Company's business, including adherence to the Company's policies, the safeguarding of its assets, the prevention and detection of frauds and errors, the accuracy and completeness of the accounting records, and the timely preparation of reliable financial information, as required under the Act.

Auditor's Responsibility for the Audit of the Internal Financial Controls with Reference to Financial Statements

3. Our responsibility is to express an opinion on the Company's internal financial controls with reference to financial statements based on our audit. We conducted our audit in accordance with the Standards on Auditing issued by the Institute of Chartered Accountants of India ('ICAI') prescribed under Section 143(10) of the Act, to the extent applicable to an audit of internal financial controls with reference to financial statements, and the Guidance Note on Audit of Internal Financial Controls Over Financial Reporting ('the Guidance Note') issued by the ICAI. Those Standards and the Guidance Note require that we comply with ethical requirements and plan and perform the audit to obtain reasonable assurance about whether adequate internal financial controls with reference to financial statements were established and maintained and if such controls operated effectively in all material respects.
4. Our audit involves performing procedures to obtain audit evidence about the adequacy of the internal financial controls with reference to financial statements and their operating effectiveness. Our audit of internal financial controls with reference to financial statements includes obtaining an understanding of such internal financial controls, assessing the risk that a material weakness exists, and testing and evaluating the design and operating effectiveness of internal control based on the assessed risk. The procedures selected depend on the auditor's judgement, including the assessment of the risks of material misstatement of the financial statements, whether due to fraud or error.
5. We believe that the audit evidence we have obtained is sufficient and appropriate to provide a basis for our audit opinion on the Company's internal financial controls with reference to financial statements.



Walker Chandiook & Co LLP

Annexure B to the Independent Auditor's Report to the members of Paras Healthcare (Ranchi) Private Limited on the financial statements for the year ended 31 March 2026

Meaning of Internal Financial Controls with Reference to Financial Statements

6. A company's internal financial controls with reference to financial statements is a process designed to provide reasonable assurance regarding the reliability of financial reporting and the preparation of financial statements for external purposes in accordance with generally accepted accounting principles. A company's internal financial controls with reference to financial statements include those policies and procedures that (1) pertain to the maintenance of records that, in reasonable detail, accurately and fairly reflect the transactions and dispositions of the assets of the company; (2) provide reasonable assurance that transactions are recorded as necessary to permit preparation of financial statements in accordance with generally accepted accounting principles, and that receipts and expenditures of the company are being made only in accordance with authorisations of management and directors of the company; and (3) provide reasonable assurance regarding prevention or timely detection of unauthorised acquisition, use, or disposition of the company's assets that could have a material effect on the financial statements.

Inherent Limitations of Internal Financial Controls with Reference to Financial Statements

7. Because of the inherent limitations of internal financial controls with reference to financial statements, including the possibility of collusion or improper management override of controls, material misstatements due to error or fraud may occur and not be detected. Also, projections of any evaluation of the internal financial controls with reference to financial statements to future periods are subject to the risk that the internal financial controls with reference to financial statements may become inadequate because of changes in conditions, or that the degree of compliance with the policies or procedures may deteriorate.

Opinion

8. In our opinion, the Company has, in all material respects, adequate internal financial controls with reference to financial statements and such controls were operating effectively as at 31 March 2026, based on the internal financial controls with reference to financial statements criteria established by the Company considering the essential components of internal control stated in the Guidance Note issued by the ICAI.

For Walker Chandiook & Co LLP
Chartered Accountants
Firm's Registration No.: 001076N/N500013



Tarun Gupta
Partner
Membership No.: 507892

UDIN: 26507892KEIPEX1165

Place: Gurugram
Date: 18 May 2026



Paras Healthcare (Ranchi) Private Limited
CIN: U85110HR2017PTC072032
Balance Sheet as at 31 March 2026
(All amounts are in INR million, unless otherwise stated)

Particulars	Notes	As at 31 March 2026	As at 31 March 2025
ASSETS			
Non-current assets			
Property, plant and equipment	4	843.33	910.91
Right-of-use assets	5	442.33	454.23
Capital work-in-progress	6	-	21.41
Intangible assets	7	0.33	-
Financial assets			
Other financial assets	8	0.41	0.57
Non-current tax assets (net)	9	52.90	14.20
Other non-current assets	10	2.84	11.13
Total non-current assets		1,342.14	1,412.45
Current assets			
Inventories	11	34.45	30.81
Financial assets			
Trade receivables	12	567.17	338.64
Cash and cash equivalents	13	15.45	47.38
Bank balances other than cash and cash equivalents	14	15.76	132.84
Other financial assets	8	17.59	8.20
Other current assets	10	4.14	3.57
Total current assets		654.56	561.44
Total assets		1,996.70	1,973.89
EQUITY AND LIABILITIES			
Equity			
Equity share capital	15	0.10	0.10
Other equity	16	(1,730.32)	(1,556.85)
Total equity		(1,730.22)	(1,556.75)
Liabilities			
Non-current liabilities			
Financial liabilities			
Borrowings	17	2,466.82	2,199.38
Lease liabilities	5	784.03	755.14
Other financial liabilities	18	0.50	0.50
Provisions	19	6.23	4.19
Total non-current liabilities		3,257.58	2,959.21
Current liabilities			
Financial liabilities			
Borrowings	17A	58.43	57.72
Lease liabilities	5	50.16	46.34
Trade payables	20		
- Total outstanding dues of micro enterprises and small enterprises		43.61	52.18
- Total outstanding dues of creditors other than micro enterprises and small enterprises		276.14	212.09
Other financial liabilities	18	17.20	190.08
Other current liabilities	21	22.40	11.34
Provisions	19	1.40	1.68
Total current liabilities		469.34	571.43
Total equity and liabilities		1,996.70	1,973.89

Material accounting policy information 3

The accompanying notes are an integral part of these financial statements.

As per our report of even date attached


For Walker Chandio & Co LLP
Chartered Accountants
Firm Registration No: 001076N/N500013


Tarun Gupta
Partner
Membership No. 507892



Place: Gurugram
Date: 18 May 2026

For and on behalf of Board of Directors of
Paras Healthcare (Ranchi) Private Limited


Dr. Sonia Verma
Director
DIN : 10931420


Nikhil Sharma
Director
DIN : 09689292

Place: Gurugram
Date: 18 May 2026



Paras Healthcare (Ranchi) Private Limited
CIN: U85110HR2017PTC072032
Statement of Profit and Loss for the year ended 31 March 2026
(All amounts are in INR million, unless otherwise stated)

Particulars	Notes	For the year ended 31 March 2026	For the year ended 31 March 2025
Income			
Revenue from operations	22	1,596.82	1,073.60
Other income	23	9.33	7.05
Total income		1,606.15	1,080.65
Expenses			
Purchases of stock-in-trade	24	437.98	261.38
Changes in inventories of stock-in-trade	25	(1.88)	(6.16)
Employee benefits expense	26	160.77	145.50
Finance costs	27	273.76	231.47
Depreciation and amortization expense	28	181.72	134.87
Retainers and consultants fee		378.34	314.83
Other expenses	29	349.42	277.56
Total expenses		1,780.11	1,359.45
Loss before tax		(173.96)	(278.80)
Tax expense			
Current tax	30	-	-
Deferred tax		-	-
Loss for the year (A)		(173.96)	(278.80)
Other comprehensive income			
Items that will not be reclassified to profit or loss and their related income tax effects			
Remeasurements of defined benefit plans		0.37	(0.30)
Less: Income tax relating to items that will not be reclassified to profit or loss		-	-
Other comprehensive income for the year, net of tax (B)		0.37	(0.30)
Total comprehensive income for the year (A+B)		(173.59)	(279.10)
Loss per equity share			
Basic and diluted (in INR per share)	31	(17,396.01)	(27,880.45)

Material accounting policy information

3

The accompanying notes are an integral part of these financial statements.

As per our report of even date attached

For Walker ChandioK & Co LLP
Chartered Accountants
Firm Registration No: 001076N/N500013

For and on behalf of Board of Directors of
Paras Healthcare (Ranchi) Private Limited

Tarun

Tarun Gupta
Partner
Membership No. 507892



Place: Gurugram
Date: 18 May 2026

Sonia
Dr. Sonia Verma
Director
DIN : 10931420

Place: Gurugram
Date: 18 May 2026

Nikhil
Nikhil Sharma
Director
DIN : 09689292



Paras Healthcare (Ranchi) Private Limited
CIN: U85110HR2017PTC072032
Statement of Cash Flow for the year ended 31 March 2026
(All amounts are in INR million, unless otherwise stated)

Particulars	Notes	For the year ended 31 March 2026	For the year ended 31 March 2025
A. Cash flow from operating activities			
Loss before tax		(173.96)	(278.80)
Adjustments for:			
Depreciation and amortization expense	28	181.72	134.87
Loss/(gain) on sale of property, plant and equipment (net)	23&29	0.07	(1.25)
Loss/(gain) on foreign exchange fluctuation (net)	23&29	8.89	(1.15)
Share based payment expenses	26	0.12	-
Finance costs	27	273.76	231.47
Loss allowance	29	32.53	15.71
Interest income	23	(9.07)	(3.88)
		314.06	96.97
Adjustments for changes in working capital:			
-in inventories		(3.64)	(5.54)
-in trade receivables		(261.07)	(220.93)
-in other assets		(10.68)	0.77
-in trade payables		46.58	74.24
-in provisions and other liabilities		9.10	0.70
Cash generated from/(used in) operations		94.35	(53.79)
Income taxes paid (net)		(38.70)	(3.72)
Net cash generated from/(used) in operating activities (A)		55.65	(57.51)
B. Cash flow from investing activities			
Payments for purchase of property, plant and equipment and intangible assets (including capital work-in-progress, capital advances and payable for purchase of property, plant and equipment)	4,6,10 & 18	(245.15)	(153.36)
Proceeds from sale of property, plant and equipment	4	0.30	2.59
Investments in bank deposits (net)		117.08	(131.84)
Interest received		9.94	2.76
Net cash used in investing activities (B)		(117.83)	(279.85)
C. Cash flow from financing activities			
Proceeds from non current borrowings	17 & 17A	697.01	512.09
Repayment of non current borrowings	17 & 17A	(561.21)	(27.06)
Repayment of interest portion on lease liabilities	5&27	(48.71)	(47.96)
Finance costs paid		(56.84)	(57.56)
Net cash generated from financing activities (C)		30.25	379.51
Net (decrease)/ increase in cash and cash equivalents (A+B+C)		(31.93)	42.15
D. Cash and cash equivalents at the beginning of the year			
Balance with banks:			
- On current accounts	13	46.45	4.54
Cash on hand	13	0.93	0.69
		47.38	5.23
E. Cash and cash equivalents at the end of the year			
Balance with banks:			
- On current accounts	13	9.23	46.45
- balance with banks with original maturity of 3 months or less	13	0.17	-
Cash on hand	13	6.05	0.93
		15.45	47.38
Net (decrease)/increase in cash and cash equivalents (E-D)		(31.93)	42.15

(This space has been intentionally left blank)



Paras Healthcare (Ranchi) Private Limited
CIN: U85110HR2017PTC072032
Statement of Cash Flow for the year ended 31 March 2026
(All amounts are in INR million, unless otherwise stated)

Notes:

- The cash flow statement has been prepared under the indirect method set out in Indian Accounting Standard 7 on Statement of cash flows as notified under section 133 of the Companies Act, 2013.
- Change in liabilities arising from financing activities:

Particulars	Notes	For the year ended 31 March 2026	For the year ended 31 March 2025
Opening balance			
Non-current borrowings (including current maturities)	17 & 17A	2,257.10	1,676.48
Lease liabilities	5	801.48	771.13
Cash flows			
Proceeds from non-current borrowings	17 & 17A	697.01	512.09
Repayment of non-current borrowings	17 & 17A	(561.21)	(27.06)
Repayment of interest portion on lease liabilities		(48.71)	(47.96)
Finance costs paid		(56.84)	(57.56)
Non-cash adjustments			
Interest expense on borrowing from banks		44.94	46.93
Interest expense on loan taken from related party (net of TDS)		132.35	95.59
Interest expense on loan taken from related party (TDS)		15.04	10.62
Interest expenses towards lease liabilities		81.42	78.31
Closing balance			
Non-current borrowings (including current maturities)	17 & 17A	2,525.25	2,257.10
Lease liabilities	5	834.19	801.48
Interest accrued but not due on borrowings	18	3.14	-

Material accounting policy information 3

The accompanying notes are an integral part of these financial statements.

As per our report of even date attached

For Walker Chandiook & Co LLP

Chartered Accountants

Firm Registration No: 001076N/N500013

Tarun

Tarun Gupta

Partner

Membership No. 507892

Place: Gurugram

Date: 18 May 2026



For and on behalf of Board of Directors of
Paras Healthcare (Ranchi) Private Limited

Sweema

Dr. Sonia Verma

Director

DIN : 10931420

Nikhil Sharma

Nikhil Sharma

Director

DIN : 09689292

Place: Gurugram

Date: 18 May 2026



Paras Healthcare (Ranchi) Private Limited
CIN: U85110HR2017PTC072032
Statement of Changes in Equity for the year ended 31 March 2026
(All amounts are in INR million, unless otherwise stated)

A. Equity share capital

Particulars	As at 31 March 2026		As at 31 March 2025	
	Number of shares	Amount	Number of shares	Amount
At the beginning and end of the year	10,000	0.10	10,000	0.10

B. Other equity

Attributable to the equity shareholders

Particulars	Reserves and surplus		Total
	Retained earnings	Deemed capital contribution	
Balance as at 01 April 2024	(1,277.75)	-	(1,277.75)
Loss for the year	(278.80)	-	(278.80)
Other comprehensive income for the year	(0.30)	-	(0.30)
Balance as at 31 March 2025	(1,556.85)	-	(1,556.85)
Loss for the year	(173.96)	-	(173.96)
Other comprehensive income for the year	0.37	-	0.37
Share based payment expenses	-	0.12	0.12
Balance as at 31 March 2026	(1,730.44)	0.12	(1,730.32)

Material accounting policy information 3

The accompanying notes are an integral part of these financial statements.

As per our report of even date attached

For Walker Chandiook & Co LLP

Chartered Accountants

Firm Registration No: 001076N/N500013

Tarun

Tarun Gupta

Partner

Membership No. 507892

Place: Gurugram

Date: 18 May 2026



For and on behalf of Board of Directors of
Paras Healthcare (Ranchi) Private Limited

Sveema
Dr. Sonia Verma

Director

DIN : 10931420

Place: Gurugram

Date: 18 May 2026

Nikhil Sharma

Nikhil Sharma

Director

DIN : 09689292



1. Corporate Information

Paras Healthcare (Ranchi) Private Limited ('the Company') is a company domiciled in India, with its registered office situated at 1st Floor, Tower- B, Paras Twin Towers, Golf Course Road Sector- 54, Gurugram, 122002. The Company has been incorporated as a wholly owned subsidiary of Paras Healthcare Limited (formerly known as Paras Healthcare Private Limited) on 29 December 2017. The Company is primarily engaged in the business of providing healthcare services

2. Basis of preparation of Financial Statements

(i) Basis of preparation

These financial statements ('financial statements') have been prepared in accordance with Indian Accounting Standards (Ind AS) as per the Companies (Indian Accounting Standards) Rules, 2015 notified under Section 133 of Companies Act, 2013, (the 'Act') and other relevant provisions of the Act.

The financial statements were authorised for issue by the Company's Board of Directors on 18 May 2026.

Details of the Company's accounting policies are included in Note 3.

(ii) Functional and presentation currency

These Financial Statements are prepared in INR millions, which is the Company's functional and presentation currency. All amounts have been rounded-off to the nearest millions and two decimals thereof except share data and per share data, unless otherwise stated.

(iii) Basis of measurement

These Financial Statements have been prepared on the historical cost basis, except for the following items:

Items	Measurement basis
Net defined benefit (asset)/ liability	Present value of defined benefit obligations
Share based payment expenses	Fair value
Other financial assets and liabilities	Amortised cost

(iv) Recent accounting pronouncement

Ministry of Corporate Affairs ("MCA") notifies new standards or amendments to the existing standards under Companies (Indian Accounting Standards) Rules as issued from time to time. For the year ended 31 March 2026 MCA has notified following new standards or amendments to the existing standards applicable to the Company:

a. Amended Accounting Standards (Ind AS) and interpretations effective during the period

I) Lack of exchangeability - Amendments to Ind AS 21


The amendments to Ind AS 21 "The Effects of Changes in Foreign Exchange Rates" specify how an entity should assess whether a currency is exchangeable and how it should determine a spot exchange rate when exchangeability is lacking. The amendments also require disclosure of information that enables users of its financial statements to understand how the currency not being exchangeable into the other currency affects, or is expected to affect, the entity's financial performance, financial position and cash flows.

II) Classification of liabilities as current or non-current and non-current liabilities with covenants – Amendments to Ind AS 1

The amendments to Ind AS 1 "Presentation of Financial Statements", elaborate on guidance set out in Ind AS 1 by:

- clarifying that the right to defer settlement of a liability for at least 12 months after the reporting period;
 - a) must have substance, and
 - b) must exist at the end of the reporting period;

stating that management's expectations around whether they will defer settlement or not does not impact the classification of the liability;



- including requirements for liabilities that can be settled using an entity's own instruments; and
- stating that at the reporting date, the entity does not consider covenants that will need to be complied with in the future when considering the classification of the debt as current or non-current.

In addition, an entity is required to disclose when a liability arising from a loan agreement is classified as non-current and the entity's right to defer settlement is contingent on compliance with future covenants within twelve months.

III) Supplier Finance Arrangements – Amendments to Ind AS 7 and Ind AS 107:

The amendments to Ind AS 7 “Statement of Cash Flows” and Ind AS 107 “Financial Instruments: Disclosures” introduced disclosure requirements with the objective to enable users of financial statements to assess how supplier finance arrangements affect an entity's liabilities, cashflows and exposure to liquidity risk.

IV) International Tax Reform - Pillar Two Model Rules - Amendments to Ind AS 12

The amendments to Ind AS 12, Income Taxes, includes:

- a temporary exception to the recognition and disclosure of deferred taxes arising from the implementation of the Pillar Two model rules; and
- additional disclosure requirements targeted at a reporting entity's exposure to income taxes in periods in which the Pillar Two Model legislation is enacted or substantively enacted but not yet in effect.

The amendments do not have a material impact on the Company's Financial Statements.

b. New standard or amendments not yet adopted by the Company

I) Classification of Liabilities as Current or Non-current and Non-current Liabilities with Covenants - Amendments to Ind AS 1

Paragraph 74 of Ind AS 1 currently effective for the year ended 31 March 2026 requires the entity not to classify the liability as current, if there is a breach of a material covenant of a long-term loan arrangement on or before the end of the reporting period with the effect that the liability becomes payable on demand on the reporting date, however, the lender agreed, after the reporting period and before the approval of the financial statements for issue, not to demand payment as a consequence of the breach. MCA vide notification dated 13 August 2025, has introduced amendment under Paragraph 74 of Ind AS 1 which requires the entity to classify the liability as current under the aforementioned situation because, at the end of the reporting period, it does not have the right to defer its settlement for at least twelve months after that date. Such amendment has been made effective for annual reporting periods beginning on or after 01 April 2026 retrospectively in accordance with Ind AS 8.

This amendment is not expected to have a material impact on the Company's Financial Statements.

(v) Use of estimates and judgements

The preparation of these Financial Statements is in conformity with recognition and measurement principles of Ind AS requires management to make judgements, estimates and assumptions that affect the application of accounting policies and the reported amounts of assets, liabilities, income and expenses as well as disclosures. Actual results may differ from these estimates.

Estimates and underlying assumptions are reviewed on an ongoing basis. Revisions to accounting estimates are recognised in the period in which the estimates are revised and in any future periods prospectively.

In particular, information about significant areas of estimation, uncertainty and critical judgements in applying accounting policies that have the most significant effects on the amount recognised in the Financial Statements pertains to:

a) Useful lives and recoverable amount of property, plant and equipment and intangible assets

The estimated useful lives and recoverable amounts of property, plant and equipment and intangible assets are based on estimates and assumptions regarding the expected market outlook, expected future cash flows, growth rates, obsolescence, demand, competition, and known technological advances. The charge in respect of periodic depreciation/ amortisation is derived based on an estimate of an asset's expected useful life and the expected residual value at the end of its life. The Company reviews the useful lives and recoverable amounts of property, plant and equipment and intangible assets at the end of each reporting period.



b) Impairment of financial assets

At each Balance Sheet date, based on historical default rates observed over expected life, existing market conditions as well as forward looking estimates, the management assesses the expected credit losses on outstanding receivables. Further, management also considers the factors that may influence the credit risk of its customer base, including the default risk associated with industry and country in which the customer operates.

c) Income tax

Recognition of deferred tax assets/ liabilities involves making judgements and estimations about the availability of future taxable profit against which tax losses carried forward can be used. A deferred tax asset is recognised for unused tax losses and deductible temporary differences, to the extent that it is probable that future taxable profits will be available against which they can be utilised.

Deferred tax assets are reviewed at each reporting date and are reduced to the extent that it is no longer probable that the related tax benefit will be realized.

Provision for tax liabilities require judgements on the interpretation of tax legislation, developments in case laws and the potential outcomes of appeals which may be subject to significant uncertainty. Therefore, the actual results may vary from expectations resulting in adjustments to provisions, the valuation of deferred tax assets and therefore the tax charge in the Statement of Profit and Loss.

d) Litigations

From time to time, the Company is subject to legal proceedings the ultimate outcome of each being always subject to many uncertainties inherent in litigation. A provision for litigation is made when it is considered probable that a payment will be made and the amount of the loss can be reasonably estimated. Significant judgement is made when evaluating, among other factors, the probability of unfavourable outcome and the ability to make a reasonable estimate of the amount of potential loss. Litigation provisions are reviewed at each accounting period and revisions made for the changes in facts and circumstances.

e) Employee benefit obligations

Employee benefit obligations are determined using actuarial valuations. An actuarial valuation involves making appropriate assumptions that may differ from actual developments in the future. These include the determination of the discount rate, future salary increases and mortality rates. Due to the complexities involved in the valuation and its long-term nature, a defined benefit obligation is highly sensitive to changes in these assumptions. All assumptions are reviewed at each reporting date.

f) Leases

Critical judgements in determining the lease term

Ind AS 116 requires lessees to determine the lease term as the non-cancellable period of a lease adjusted with any option to extend or terminate the lease, if the use of such option is reasonably certain. The Company makes an assessment on the expected lease term on a lease-by-lease basis and there by assesses whether it is reasonably certain that any options to extend or terminate the contract will be exercised. In evaluating the lease term, the Company considers factors such as any significant leasehold improvements undertaken over the lease term, costs relating to the termination of the lease and the importance of the underlying asset to Company's operations taking into account the location of the underlying asset and the availability of suitable alternatives. The lease term in future periods is reassessed to ensure that the lease term reflects the current economic circumstances.

Critical judgements in determining the discount rate

The discount rate is generally based on the incremental borrowing rate specific to the lease being evaluated or for a portfolio of leases with similar characteristics.



(vi) Measurement of fair values

A number of the Company's accounting policies and disclosures require the measurement of fair values, for both financial assets and liabilities. The Company has an established control framework with respect to the measurement of fair values. The Company's Group CFO regularly reviews significant unobservable inputs and valuation adjustments.

Fair values are categorised into different levels in a fair value hierarchy based on the inputs used in the valuation techniques as follows:

Level 1: quoted prices (unadjusted) in active markets for identical assets or liabilities.

Level 2: inputs other than quoted prices included in Level 1 that are observable for the asset or liability, either directly (i.e. as prices) or indirectly (i.e. derived from prices).

Level 3: inputs for the asset or liability that are not based on observable market data (unobservable inputs)

When measuring the fair value of an asset or a liability, the Company uses observable market data as far as possible. If the inputs used to measure the fair value of an asset or a liability fall into different levels of the fair value hierarchy, then the fair value measurement is categorised in its entirety in the same level of the fair value hierarchy as the lowest level input that is significant to the entire measurement.

The Company recognises transfers between levels of the fair value hierarchy at the end of the reporting period during which the change has occurred.

(vii) Current versus non-current classification

The Company presents assets and liabilities in the Balance Sheet based on current / non-current classification.

An asset is classified as current when it satisfies any of the following criteria:

- a) Expected to be realised or intended to be sold or consumed in normal operating cycle,
- b) Held primarily for the purpose of trading,
- c) Expected to be realised within twelve months after the reporting period, or
- d) Cash or cash equivalent unless restricted from being exchanged or used to settle a liability for at least twelve months after the reporting period.

All other assets are classified as non-current.

A liability is classified as current when it satisfies any of the following criteria:

- a) It is expected to be settled in normal operating cycle,
- b) It is held primarily for the purpose of trading,
- c) It is due to be settled within twelve months after the reporting period, or
- d) There is no unconditional right to defer the settlement of the liability for at least twelve months after the reporting period

All other liabilities are classified as non-current.

All assets and liabilities have been classified as current or non-current as per the Company's operating cycle and other criteria set out in Schedule III to the Companies Act, 2013. Based on the nature of products/ services and the time between the acquisition of assets for processing and their realization in cash and cash equivalents, the Company has ascertained its operating cycle to be within 12 months for the purpose of current and non-current classification of assets and liabilities.

Deferred tax assets and liabilities are classified as non-current assets and liabilities.



3. Material accounting policy information

A. Property, plant and equipment

(i) Recognition and measurement

Items of property, plant and equipment are measured at cost, which includes capitalised borrowing costs, less accumulated depreciation and accumulated impairment losses, if any. Cost of an item of property, plant and equipment comprises its purchase price, including import duties and non-refundable purchase taxes, after deducting trade discounts and rebates, any directly attributable cost of bringing the item to its working condition for its intended use and estimated cost of dismantling and removing the item and restoring the site on which it is located.

The cost of a self-constructed item of property, plant and equipment comprises the cost of materials and direct labour, any other costs directly attributable to bringing the item to working condition for its intended use, and estimated costs of dismantling and removing the item and restoring the site on which it is located.

If significant parts of an item of property, plant and equipment have different useful lives, then they are accounted for as separate items (major components) of property, plant and equipment. All other repair and maintenance costs are recognised in the statement of profit and loss as incurred.

Gains or losses arising from the retirement or disposal of a property, plant and equipment are determined as the difference between the net disposal proceeds and the carrying amount of the asset and recognised as income or expense in the statement of profit and loss.

(ii) Subsequent expenditure

Subsequent expenditure is capitalised only if it is probable that the future economic benefits associated with the expenditure will flow to the Company.

(iii) Depreciation

Depreciation is calculated on cost of items of property, plant and equipment less their estimated residual values over their useful lives mentioned in Schedule II to the Companies Act, 2013, using the written down value in the statement of profit and loss except for leasehold improvements.

Freehold land is not depreciated.

The leasehold improvements are depreciated using straight line method over the primary period of the lease or useful life of the assets (generally 10 years), whichever is lower.

Depreciation on additions (disposals) is provided on a pro-rata basis i.e. from (upto) the date on which asset is ready for use (disposed of).

B. Capital work-in-progress

The cost of property, plant and equipment not ready for their intended use is recorded as capital work-in-progress before such date. Cost of construction that relate directly to specific property, plant and equipment and that are attributable to construction activity in general and can be allocated to specific property, plant and equipment are included in capital work-in-progress.

Expenses against the assets not ready for their intended use and other capital work-in-progress are carried at cost, comprising direct cost, related incidental expenses.

C. Intangible assets

Intangible assets are stated at acquisition cost, net of accumulated amortisation and accumulated impairment losses, if any. The cost of such assets includes purchase price, license fee, import duties and other taxes and any directly attributable expenditure to bring the assets to their working condition for intended use.



Amortization method, estimated useful life and residual value

Intangible assets are amortized @ 40% p.a. on written down value of the assets. The amortisation period, residual value and the amortisation method are reviewed at least at each balance sheet date. If the expected useful life of the asset is significantly different from previous estimates, the amortisation period is changed accordingly.

Gains or losses arising from the retirement or disposal of an intangible asset are determined as the difference between the net disposal proceeds and the carrying amount of the asset and recognised as income or expense in the statement of profit and loss.

D. Inventories

Inventories of medical drugs, stores and consumables are measured at the lower of cost and net realisable value. The cost of inventories includes expenditure incurred in acquiring the inventories and other costs in bringing them to their present condition and location. The cost of the items constituting the inventory is computed on FIFO basis.

Net realizable value is the estimated selling price in the ordinary course of business, less estimated selling expenses. The comparison of cost and net realisable value is made on an item-by-item basis.

Provisions/write-downs for obsolescence, damaged and slow-moving inventory are made, wherever necessary and inventory is stated net of such provisions/write-downs.

E. Cash and cash equivalents

Cash and cash equivalents includes cash in hand, demand deposits with banks, other short-term highly liquid investments with original maturities of three months or less that are readily convertible to known amounts of cash and which are subject to an insignificant risk of changes in value.

F. Leases

A lease is defined as 'a contract, or part of a contract, that conveys the right to use an asset (the underlying asset) for a period of time in exchange for consideration'.

Classification of leases

The Company enters into leasing arrangements for various assets. The assessment of the lease is based on several factors, including, but not limited to, transfer of ownership of leased asset at end of lease term, lessee's option to extend/purchase etc.

Recognition and initial measurement

At lease commencement date, the Company recognises a right-of-use asset and a lease liability on the balance sheet. The right-of-use asset is measured at cost, which is made up of the initial measurement of the lease liability, any initial direct costs incurred by the Company, an estimate of any costs to dismantle and remove the asset at the end of the lease (if any), and any lease payments made in advance of the lease commencement date (net of any incentives received).

Subsequent measurement

The Company depreciates the right-of-use assets on a straight-line basis from the lease commencement date to the earlier of the end of the useful life of the right-of-use asset or the end of the lease term. The Company also assesses the right-of-use asset for impairment when such indicators exist.

At lease commencement date, the Company measures the lease liability at the present value of the lease payments unpaid at that date, discounted using the interest rate implicit in the lease if that rate is readily available or the Company's incremental borrowing rate. Lease payments included in the measurement of the lease liability are made up of fixed payments (including in substance fixed payments) and variable payments based on an index or rate. Subsequent to initial measurement, the liability will be reduced for payments made and increased for interest. It is re-measured to reflect any reassessment or modification, or if there are changes in in-substance fixed payments. When the lease liability is re-measured, the corresponding adjustment is reflected in the right-of-use asset.



The Company has elected to account for short-term leases and leases of low-value assets using the practical expedients. Instead of recognising a right-of-use asset and lease liability, the payments in relation to these are recognised as an expense in the Statement of Profit and Loss on a straight-line basis over the lease term.

G. Financial instruments

(i) Recognition and initial measurement

A financial instrument is any contract that gives rise to a financial asset of one entity and a financial liability or equity instrument of another entity. A financial asset or financial liability is initially measured at fair value plus, for an item not at fair value through profit and loss (FVTPL), transaction costs that are directly attributable to its acquisition or issue.

Trade receivables and debt securities are initially recognised when they are originated. All other financial assets and financial liabilities are initially recognised when the Company becomes a party to the contractual provisions of the instrument.

(ii) Classification and subsequent measurement

Financial assets

On Initial recognition, a financial asset is classified as measured at:

- Amortised cost
- FVOCI – debt investment;
- FVOCI – equity investment; or
- FVTPL

Financial assets are not reclassified subsequent to their initial recognition, except if and in the period the Company changes its business model for managing financial assets.

A financial asset is measured at the amortised cost if both of the following conditions are met and is not designated as at FVTPL:

- the financial asset is held within a business model whose objective is to hold assets for collecting contractual cash flows, and
- the contractual terms of the financial asset give rise on specified dates to cash flows that are solely payments of principal and interest (SPPI) on the principal amount outstanding.

On initial recognition of an equity investment that is not held for trading, the Company may irrevocably elect to present subsequent changes in the investment's fair value in OCI (designated as FVOCI – equity investment). This election is made on an investment- by- investment basis.

All financial assets not classified as measured at amortised cost or FVOCI as described above are measured at FVTPL. This includes all derivative financial assets. On initial recognition, the Company may irrevocably designate a financial asset that otherwise meets the requirements to be measured at amortised cost or at FVOCI as at FVTPL if doing so eliminates or significantly reduces an accounting mismatch that would otherwise arise.

Financial assets: Business model assessment

The Company makes an assessment of the objective of the business model in which a financial asset is held at a portfolio level because this best reflects the way the business is managed, and information is provided to management. The information considered includes:

- a) the stated policies and objectives for the portfolio and the operation of those policies in practice. These include whether management's strategy focuses on earning contractual interest income, maintaining a particular interest rate profile, matching the duration of the financial assets to the duration of any related liabilities or expected cash outflows or realising cash flows through the sale of the assets;



- b) how the performance of the portfolio is evaluated and reported to the Company's management;
- c) the risks that affect the performance of the business model (and the financial assets held within that business model) and how those risks are managed;
- d) how managers of the business are compensated – e.g. whether compensation is based on the fair value of the assets managed or the contractual cash flows collected; and
- e) the frequency, volume and timing of sales of financial assets in prior periods, the reasons for such sales and expectations about future sales activity.

Transfers of financial assets to third parties in transactions that do not qualify for derecognition are not considered sales for this purpose, consistent with the Company's continuing recognition of the assets.

Financial assets that are held for trading or are managed and whose performance is evaluated on a fair value basis are measured at FVTPL.

Financial assets: Assessment whether contractual cash flows are solely payments of principal and interest:

For the purposes of this assessment, 'principal' is defined as the fair value of the financial asset on initial recognition. 'Interest' is defined as consideration for the time value of money and for the credit risk associated with the principal amount outstanding during a particular period of time and for other basic lending risks and costs (e.g. liquidity risk and administrative costs), as well as a profit margin.

In assessing whether the contractual cash flows are solely payments of principal and interest, the Company considers the contractual terms of the instrument. This includes assessing whether the financial asset contains a contractual term that could change the timing or amount of contractual cash flows such that it would not meet this condition. In making this assessment, the Company considers:

- a) contingent events that would change the amount or timing of cash flows;
- b) terms that may adjust the contractual coupon rate, including variable interest rate features;
- c) prepayment and extension feature; and
- d) terms that limit the Company's claim to cash flows from specified assets (e.g. non-recourse features)

Financial assets: Subsequent measurement and gains and losses

Financial assets at FVTPL


These assets are subsequently measured at fair value. Net gains and losses, including any interest or dividend income, are recognised in the Statement of Profit and Loss.

Financial assets at amortised cost

These assets are subsequently measured at amortised cost using the effective interest method. The amortised cost is reduced by impairment losses. Interest income, foreign exchange gains and losses and impairment are recognised in the Statement of Profit and Loss. Any gain or loss on derecognition is recognised in the Statement of Profit and Loss.

Debt investments at FVOCI

These assets are subsequently measured at fair value. Interest income under the effective interest method, foreign exchange gains and losses and impairment are recognised in the Statement of Profit and Loss. Other net gains and losses are recognised in OCI. On derecognition, gains and losses accumulated in OCI are reclassified to the Statement of Profit and Loss.



Equity investments at FVOCI

These assets are subsequently measured at fair value. Dividends are recognised as income in the Statement of Profit and Loss unless the dividend clearly represents a recovery of part of the cost of the investment. Other net gains and losses are recognised in OCI and are not reclassified to the Statement of Profit and Loss.

Financial liabilities: Classification, subsequent measurement and gains and losses

Financial liabilities are classified as measured at amortised cost or FVTPL. A financial liability is classified as at FVTPL if it is classified as held-for-trading, or it is a derivative or it is designated as such on initial recognition. Financial liabilities at FVTPL are measured at fair value and net gains and losses, including any interest expense, are recognised in the Statement of Profit and Loss. Other financial liabilities are subsequently measured at amortised cost using the effective interest method. Interest expense and foreign exchange gains and losses are recognised in the Statement of Profit and Loss. Any gain or loss on derecognition is also recognised in the Statement of Profit and Loss. Fees paid on the establishment of loan facilities are recognised as transaction costs of the loan to the extent that it is probable that some or all of the facility will be drawn down.

(iii) Derecognition

Financial asset

The Company derecognises a financial asset when the contractual rights to the cash flows from the financial asset expire, or it transfers the rights to receive the contractual cash flows in a transaction in which substantially all of the risks and rewards of ownership of the financial asset are transferred or in which the company neither transfers nor retains substantially all of the risks and rewards of ownership and does not retain control of the financial asset.

If the Company enters into transactions whereby it transfers assets recognised on its balance sheet but retains either all or substantially all of the risks and rewards of the transferred assets, the transferred assets are not derecognised.

Where the Company has neither transferred a financial asset nor retains substantially all risks and rewards of ownership of the financial asset, the financial asset is derecognised if the Company has not retained control of the financial asset. Where the Company retains control of the financial asset, the asset is continued to be recognised to the extent of continuing involvement in the financial asset.

Financial liability

The Company derecognises a financial liability when its contractual obligations are discharged or cancelled or expire. The Company also derecognises a financial liability when its terms are modified and the cash flows under the modified terms are substantially different. In this case, a new financial liability based on the modified terms is recognised at fair value. The difference between the carrying amount of the financial liability extinguished and the new financial liability with modified terms is recognised in the statement of profit and loss.

(iv) Offsetting

Financial assets and financial liabilities are offset, and the net amount presented in the Balance Sheet when, and only when, the Company currently has a legally enforceable right to set off the amounts and it intends either to settle them on a net basis or to realise the asset and settle the liability simultaneously.

H. Impairment

(i) Impairment of financial assets

The Company recognizes loss allowance using the expected credit loss (ECL) model for the financial assets which are not fair valued through profit or loss. Loss allowance for trade receivables with no significant financing component is measured at an amount equal to lifetime ECL. For all financial assets with contractual cash flows other than trade receivable, ECLs are measured at an amount equal to the 12-month ECL, unless there has been a significant increase in credit risk from initial recognition in which case those are measured at lifetime ECL. The amount of ECL (or reversal) that



is required to adjust the loss allowance at the reporting date is recognised as an impairment gain or loss in the Statement of Profit and Loss.

Measurement of expected credit losses

Trade receivables

In respect of trade receivables, the Company applies the simplified approach of Ind AS 109, which requires measurement of loss allowance at an amount equal to lifetime expected credit losses. Lifetime expected credit losses are the expected credit losses that result from all possible default events over the expected life of a financial instrument.

Other financial assets

In respect of its other financial assets, the Company assesses if the credit risk on those financial assets has increased significantly since initial recognition. If the credit risk has not increased significantly since initial recognition, the Company measures the loss allowance at an amount equal to 12-month expected credit losses, else at an amount equal to the lifetime expected credit losses.

When making this assessment, the Company uses the change in the risk of a default occurring over the expected life of the financial asset. To make that assessment, the Company compares the risk of a default occurring on the financial asset as at the balance sheet date with the risk of a default occurring on the financial asset as at the date of initial recognition and considers reasonable and supportable information, that is available without undue cost or effort, that is indicative of significant increases in credit risk since initial recognition. The Company assumes that the credit risk on a financial asset has not increased significantly since initial recognition if the financial asset is determined to have low credit risk at the balance sheet date.

Presentation of allowance for expected credit losses in the Balance Sheet

Loss allowances for financial assets measured at amortised cost are deducted from the gross carrying amount of the assets

(ii) Impairment of non- financial assets

The Company's non-financial assets, other than inventories and deferred tax assets are reviewed at each reporting date to determine whether there is any indication of impairment. If any such indication exists, then the asset's recoverable amount is estimated.

For impairment testing, assets that do not generate independent cash inflows are grouped together into cash-generating units (CGUs). Each CGU represents the smallest group of assets that generates cash inflows that are largely independent of the cash inflows of other assets or CGUs.

The recoverable amount of a CGU (or an individual asset) is the higher of its value in use and its fair value less costs to sell. Value in use is based on the estimated future cash flows, discounted to their present value using a pre-tax discount rate that reflects current market assessments of the time value of money and the risks specific to the CGU (or the asset).

An impairment loss is recognised if the carrying amount of an asset or CGU exceeds its estimated recoverable amount. Impairment losses are recognised in the Statement of Profit and Loss. An impairment loss is reversed if there has been a change in the estimates used to determine the recoverable amount. An impairment loss is reversed only to the extent that the asset's carrying amount does not exceed the carrying amount that would have been determined net of depreciation or amortisation, if no impairment loss had been recognised.

I. Provisions, contingent liabilities and contingent assets

A provision is recognised if, as a result of a past event, the Company has a present legal or constructive obligation that can be estimated reliably, and it is probable that an outflow of economic benefits will be required to settle the obligation. Provisions are determined by discounting the expected future cash flows (representing the best estimate of the expenditure required to settle the present obligation at the balance sheet date) at a pre-tax rate that reflects current market assessments of the time value of money and the risks specific to the liability. The unwinding of the discount is recognised as finance cost. Expected future operating losses are not provided for.

Contingent liabilities



A contingent liability is a possible obligation that arises from past events whose existence will be confirmed by the occurrence or non-occurrence of one or more uncertain future events beyond the control of the Company or a present obligation that is not recognised because it is not probable that an outflow of resources will be required to settle the obligation. A contingent liability also arises in extremely rare cases where there is a liability that cannot be recognised because it cannot be measured reliably. The Company does not recognize a contingent liability but discloses its existence in the Financial Statements.

Contingent assets

Contingent assets are not recognised but disclosed in the Financial Statements when an inflow of economic benefits is probable.

J. Revenue recognition

Revenue is recognized upon transfer of control of promised products or services to customers/patients in an amount that reflects the consideration the Company expects to receive in exchange for those products or services. Revenue is measured at transaction price net of rebates, discounts and taxes. A receivable is recognised by the Company when the control is transferred as this is the case of point in time recognition where consideration is unconditional because only the passage of time is required. When either party to a contract has performed, an entity shall present the contract in Balance Sheet as a contract asset or a contract liability, depending on the relationship between the entity's performance and the payment. The Company applies the revenue recognition criteria to each component of the revenue transaction as set out below.

Income from healthcare services

Revenue from healthcare services is recognized as and when related services are rendered and include services for patients undergoing treatment and pending for discharge, which is shown as unbilled revenue under other current financial assets. The Company considers the terms of the contract and its customary business practices to determine the transaction price. The transaction price is the amount of consideration to which the Company expects to be entitled in exchange for the services, excluding amounts collected on behalf of third parties (for example, indirect taxes).

Income from sale of pharmacy products to out-patients

Revenue from pharmacy products is recognized as and when the control of products is transferred to the customer. The Company considers its customary business practices to determine the transaction price. The transaction price is the amount of consideration to which the Company expects to be entitled in exchange for the products, excluding amounts collected on behalf of third parties (for example, indirect taxes).

Contract assets and liabilities

Contract assets are recognised when there is excess of revenue earned over billings on contracts. Contract assets are classified as unbilled receivables (only act of invoicing is pending) when there is unconditional right to receive cash, and only passage of time is required, as per contractual terms.

Unearned and deferred revenue ("contract liability") is recognised when there is billings in excess of revenues.

Other income

Rent income

Rental income from sub-leasing and leasing is recognised in the Statement of Profit and Loss on a straight-line basis over the term of the lease except where the rentals are structured to increase in line with expected general inflation. Lease incentives granted are recognised as an integral part of the total rental income, over the term of the lease.

Interest income

Interest income is recognised using the effective interest rate method. The effective interest rate is the rate that exactly discounts estimated future cash receipts through the expected life of the financial asset to the gross carrying amount of a financial asset. When calculating the effective interest rate, the Company estimates the expected cash flows by considering all the contractual terms of the financial instrument (for example, prepayment, extension, call and similar options) but does not consider the expected credit losses.



Sponsorship income

Sponsorship income is recognized when the underlying obligations are completed as per contractual terms.

K. Employee benefits

The Company's obligation towards various employee benefits has been recognised as follows:

(i) Short term employee benefits

Short-term employee benefit obligations are measured on an undiscounted basis and are expensed as the related service is provided. A liability is recognised for the amount expected to be paid e.g., wages and salaries, short-term cash bonus, etc., if the Company has a present legal or constructive obligation to pay this amount as a result of past service provided by the employee, and the amount of obligation can be estimated reliably.

(ii) Long term employee benefits

Defined contribution plans

A defined contribution plan is a post-employment benefit plan under which an entity pays fixed contributions into a separate entity and will have no legal or constructive obligation to pay further amounts.

Provident fund, employee's state insurance scheme and labour welfare fund are defined contribution plans. These contributions are recognised as an expense in the Statement of Profit and Loss during the period in which the employee renders the related services.

Defined benefit plans

A defined benefit plan is a post-employment benefit plan other than a defined contribution plan.

The Company has defined benefit plan, Gratuity.

The Company's net obligation in respect of defined benefit plans is calculated by estimating the amount of future benefit that employees have earned in the current and prior periods, discounting that amount and deducting the fair value of any plan assets, if any.

The calculation of defined benefit obligation is performed annually by a qualified actuary using the projected unit credit method.


Remeasurements of the net defined benefit liability, which comprise actuarial gains and losses, are recognised in other comprehensive income (OCI). The Company determines the net interest expense/(income) on the net defined benefit liability for the period by applying the discount rate used to measure the defined benefit obligation at the beginning of the annual period to the net defined benefit liability, taking into account any changes in the net defined benefit liability during the period as a result of contributions and benefit payments. Net interest expense and other expenses related to defined benefit plans are recognised in the Statement of Profit and Loss.

The discount rates used for determining the present value of the obligation under defined benefit plan, are based on the market yields on government securities as at the balance sheet date.

When the benefits of a plan are changed or when a plan is curtailed, the resulting change in benefit that relates to past service ('past service cost' or 'past service gain') or the gain or loss on curtailment is recognised immediately in the Statement of Profit and Loss. The Company recognises gains and losses on the settlement of a defined benefit plan when the settlement occurs.

(iii) Other long term employee benefits – compensated absences

The Company also provides benefit of compensated absences to its employees (as per policy) which are in the nature of long-term employee benefit plan. Liability in respect of compensated absences becoming due and expected to be availed more than one year after the balance sheet date is estimated on the basis of an actuarial valuation performed by an



independent actuary using the projected unit credit method as on the reporting date. Service cost and net Interest expense on the Company's other long-term employee benefits plan is included in employee benefits expense. Actuarial gains and losses arising from experience adjustments and changes in actuarial assumptions are also recorded in the statement of profit and loss in the year in which such gains or losses arise.

(iv) Share-based payment transactions

Selected employees of the Company receive remuneration in the form of equity-settled share-based payment instruments of the Holding Company for rendering services over a defined vesting period.

These instruments generally vest in a graded manner over the vesting period. Accordingly, the fair value determined at the grant date is recognised as an expense over the respective vesting periods of each tranche on an accelerated amortisation basis. The total compensation expense is based on the Company's estimate of the number of instruments expected to vest. A matching credit is recorded as a capital contribution received from the holding company.

L. Income tax

Income tax comprises current and deferred tax. It is recognised in the statement of profit and loss except to the extent that it relates to an item recognised directly in equity or in other comprehensive income.

(i) Current tax

Current tax comprises the expected tax payable or receivable on the taxable income or loss for the year and any adjustment to the tax payable or receivable in respect of previous years. The amount of current tax reflects the best estimate of the tax amount expected to be paid or received after considering the uncertainty, if any, related to income taxes.

Current tax assets and current tax liabilities are offset only if there is a legally enforceable right to set off the recognised amounts, and it is intended to realise the asset and settle the liability on a net basis or simultaneously.

(ii) Deferred tax

Deferred tax is recognised in respect of temporary differences between the carrying amounts of assets and liabilities for financial reporting purposes and the corresponding amounts used for taxation purposes. Deferred tax assets are recognised to the extent that it is probable that future taxable profits will be available against which they can be used.

Deferred tax is measured at the tax rates that are expected to apply to the period when the asset is realised or the liability is settled, based on the laws that have been enacted or substantively enacted by the reporting date.

The measurement of deferred tax reflects the tax consequences that would follow from the manner in which the Company expects, at the reporting date, to recover or settle the carrying amount of its assets and liabilities.

Deferred tax assets and liabilities are offset if there is a legally enforceable right to offset current tax liabilities and assets, and they relate to income taxes levied by the same tax authority on the same taxable entity, or on different tax entities, but they intend to settle current tax liabilities and assets on a net basis or their tax assets and liabilities will be realised simultaneously.

M. Segment reporting

Operating segments are reported in a manner consistent with the internal reporting provided to the chief operating decision maker. The Company's Managing Director assesses the financial performance and position of the Company, and makes strategic decision and has been identified as the chief operating decision maker. The Company is engaged in the business of providing healthcare services, which has been defined as one business segment. Accordingly, the Company's activities/business is reviewed regularly by the Company's Managing Director from an overall business perspective, rather than reviewing its services as individual components.

Based on the dominant source and nature of risks and returns of the Company, management has identified its business segment as its primary reporting format.



N. Earnings per share

Basic earnings per share are calculated by dividing the net profit or loss for the period attributable to equity shareholders (after deducting attributable taxes) by the weighted average number of equity shares outstanding during the period. Partly paid equity shares are treated as a fraction of an equity share to the extent that they are entitled to participate in dividends relative to a fully paid equity share during the reporting period. The weighted average number of equity shares outstanding during the period is adjusted for events such as bonus issue, bonus element in a rights issue, share split and reverse share split (consolidation of shares) that have changed the number of equity shares outstanding, without a corresponding change in resources.

For the purpose of calculating diluted earnings per share, the net profit or loss for the period attributable to equity shareholders and the weighted average number of shares outstanding during the period are adjusted for the effects of all dilutive potential equity shares.

O. Business combinations

Business combinations, other than through common control transactions, are accounted for using the purchase (acquisition) method. The cost of an acquisition is measured as the fair value of the assets given, equity instruments issued and liabilities incurred or assumed at the date of exchange. Identifiable assets acquired and liabilities and contingent liabilities assumed in a business combination are measured initially at their fair value on the date of acquisition.

Goodwill is initially measured at cost, being the excess of the aggregate of the consideration transferred and the amount recognised for non-controlling interests, and any previous interest held, over the net identifiable assets acquired and liabilities assumed. If the fair value of the net assets acquired is in excess of the aggregate consideration transferred, the Company re-assesses whether it has correctly identified all of the assets acquired and all of the liabilities assumed and reviews the procedures used to measure the amounts to be recognised at the acquisition date. If the re-assessment still results in an excess of the fair value of net assets acquired over the aggregate consideration transferred, then the gain is recognised in Other Comprehensive Income (OCI) and accumulated in other equity as capital reserve. However, if there is no clear evidence of bargain purchase, the entity recognises the gain directly in other equity as capital reserve, without routing the same through OCI. Consideration transferred includes the fair values of the assets transferred, liabilities incurred by the Company to the previous owners of the acquiree, and equity interests issued by the Company.

Consideration transferred does not include amounts related to the settlement of pre-existing relationships. Any goodwill that arises on account of such business combination is tested annually for impairment.

A contingent liability of the acquiree is assumed in a business combination only if such a liability represents a present obligation and arises from a past event, and its fair value can be measured reliably. On an acquisition-by-acquisition basis, the Company recognises any non-controlling interest in the acquiree either at fair value or at the non-controlling interest's proportionate share of the acquiree's identifiable net assets.

Transaction costs that the Company incurs in connection with a business combination, such as Stamp Duty for title transfer in the name of the Company, finder's fees, legal fees, due diligence fees and other professional and consulting fees, are expensed as incurred.



Paras Healthcare (Ranchi) Private Limited

CIN: U85110HR2017PTC072032

Notes to the Financial Statements for the year ended 31 March 2026
(All amounts are in INR million, unless otherwise stated)

4. Property, plant and equipment

Particulars	Leasehold improvements	Medical equipments	Plant and equipments	Furniture and fittings	Office equipments	Computer and servers	Total
Gross carrying value							
Balance as at 01 April 2024	575.90	287.52	112.80	23.68	10.37	18.58	1028.85
Additions during the year	48.72	224.83	15.83	.82	2.03	1.64	293.87
Disposals during the year	-	(4.03)	-	-	-	-	(4.03)
Balance at 31 March 2025	624.62	508.32	128.63	24.50	12.40	20.22	1,318.69
Additions during the year	36.57	44.63	13.55	1.45	4.28	1.98	102.46
Disposals during the year	-	(1.32)	-	-	-	-	(1.32)
Balance at 31 March 2026	661.19	551.63	142.18	25.95	16.68	22.20	1,419.83
Accumulated depreciation							
Balance as at 01 April 2024	128.64	94.05	34.53	9.92	5.96	14.51	287.61
Additions during the year	55.96	40.88	17.17	3.67	2.19	2.99	122.86
Disposals during the year	-	(2.69)	-	-	-	-	(2.69)
Balance at 31 March 2025	184.60	132.24	51.70	13.59	8.15	17.50	407.78
Additions during the year	62.90	81.07	18.17	2.98	2.68	1.86	169.66
Disposals during the year	-	(0.94)	-	-	-	-	(0.94)
Balance at 31 March 2026	247.50	212.37	69.87	16.57	10.83	19.36	576.50
Net carrying value							
As at 31 March 2026	413.69	339.26	72.31	9.38	5.85	2.84	843.33
As at 31 March 2025	440.02	376.08	76.93	10.91	4.25	2.72	910.91

Notes:

- Refer note 17 for information on property, plant and equipment pledged as security by the Company for securing financial facilities from banks.
- Refer note 32 for information on capital commitments.



5. Right-of-use assets and lease liabilities

Information about leases for which the Company is a lessee is presented below:

Particulars	Right - of - use assets (Total)
Building	
Gross carrying value	
Balance as at 01 April 2024	535.69
Additions	-
Deletion	-
Balance at 31 March 2025	535.69
Additions	-
Deletion	-
Balance at 31 March 2026	535.69
Accumulated depreciation	
Balance as at 01 April 2024	69.53
Additions	11.93
Deletion	-
Balance at 31 March 2025	81.46
Additions	11.90
Deletion	-
Balance at 31 March 2026	93.36
Net carrying value	
As at 31 March 2026	442.33
As at 31 March 2025	454.23

The following is the movement in lease liabilities during year ended 31 March 2026 and 31 March 2025.

Particulars	Lease liabilities
Balance as at 01 April 2024	771.13
Interest expenses	78.31
Payment of lease liabilities	(47.96)
Balance at 31 March 2025	801.48
Interest expenses	81.42
Payment of lease liabilities	(48.71)
Balance at 31 March 2026	834.19
Current	
As at 31 March 2026	50.16
As at 31 March 2025	46.34
Non - current	
As at 31 March 2026	784.03
As at 31 March 2025	755.14

The Company is not exposed to future cashflows relating to extension / termination options, residual value guarantees.

A. The following are amounts recognised in Statement of Profit and Loss:

Particulars	For the year ended 31 March 2026	For the year ended 31 March 2025
Depreciation of right-of-use assets (refer note 28)	11.90	11.93
Interest expense on lease liabilities (refer note 27)	81.42	78.31
Rent expense relating to variable, short-term leases and low value assets	45.39	33.51
Total	138.71	123.75

B. The total amount of cashflow on account of leases for the period has been disclosed in the cash flow statement.

C. The table below describes the nature of Company's leasing activities by type of right-of-use asset recognised on the balance sheet:

As at 31 March 2026					
Right of use assets	No. of right-of-use assets leased	Range of remaining term (in years)	Average remaining lease term (in years)	No. of leases with extension options	No. of leases with termination options
Building					
Hospital	1	37.19	37.19	1	1
As at 31 March 2025					
Right of use assets	No. of right-of-use assets leased	Range of remaining term (in years)	Average remaining lease term (in years)	No. of leases with extension options	No. of leases with termination options
Building					
Hospital	1	38.19	38.19	1	1

The Company determines the leases term as either the non-cancellable period of the lease and any additional periods when there is an enforceable option to extend the lease and it is reasonably certain that the Company will extend the term, or a lease period in which it is reasonably certain that the Company will not exercise a right to terminate. The lease term is reassessed if there is a significant change in circumstances.



D. The table below provides details regarding the contractual maturities of lease liabilities as at 31 March 2026 and as at 31 March 2025 on an undiscounted basis:

Particulars	As at	
	31 March 2026	31 March 2025
Less than one year	52.76	48.70
After one year but not longer than five years	234.38	223.30
More than five years	4,904.51	4,968.35
Total	5,191.65	5,240.35

E. Summary of significant leases:

Lease Deed has been executed between Heavy Engineering Corporation Ltd (HEC) and the Company dated 14 August 2019 to occupy the said Premises for a term of 35 years extendable to another 10 years (ten years) and the Company shall run and operate a multi-specialty Hospital in the brand name of Paras HEC Hospital. During the tenure of the agreement, the monthly rent is aggregate a fixed monthly rental as well as fixed percentage of the revenue of the Company. During the tenure of the agreement, the monthly rent is aggregate a fixed monthly rental as well as fixed percentage of the revenue of the Company.

6. Capital work-in-progress

Particulars	As at	
	31 March 2026	31 March 2025
Balance as at the beginning of the year	21.41	9.61
Add: additions during the year	-	20.89
Less: amount capitalised during the year	(21.41)	(9.09)
Balance as at the end of the year	-	21.41

Notes

(a) Capital work-in-progress ageing schedule as at 31 March 2026 and 31 March 2025:

Particulars	Amount in capital work-in-progress for a period of				Total
	Less than 1 year	1 to 2 years	2 to 3 years	More than 3 years	
31 March 2026	-	-	-	-	-
31 March 2025	21.41	-	-	-	21.41

(b) Capital work-in-progress includes property, plant and equipment under construction, installation and cost of asset not ready for use as at year end.

(c) There are no such projects in progress, whose completion is overdue or has exceeded its cost compared to its original plan as of 31 March 2026 and 31 March 2025.

(d) The costs that are directly attributable to the acquisition or construction of property, plant and equipment has been capitalised during the year, refer note 43.

7. Intangible assets

Particulars	As at	
	31 March 2026	31 March 2025
Softwares		
A. Gross carrying amount		
Balance at the beginning of the year	1.53	1.53
Additions during the year	0.50	-
Balance at end of the year	2.03	1.53
B. Accumulated amortization		
Balance at the beginning of the year	1.53	1.45
Additions during the year	0.17	0.08
Balance at end of the year	1.70	1.53
Net carrying value	0.33	-

(This space has been intentionally left blank)



8. Other financial assets

Particulars	Non current		Current	
	As at	As at	As at	As at
	31 March 2026	31 March 2025	31 March 2026	31 March 2025
Unsecured, considered good				
Security deposits	0.41	0.57	0.33	0.11
Contract assets- unbilled revenue (refer note 40)	-	-	17.01	6.89
Accrued interest on fixed deposits	-	-	0.25	1.12
Other receivables	-	-	-	0.08
Total	0.41	0.57	17.59	8.20

9. Non current tax assets

Particulars	As at	As at
	31 March 2026	31 March 2025
Income-tax receivable (net)	52.90	14.20
Total	52.90	14.20

10. Other assets

Particulars	Non current		Current	
	As at	As at	As at	As at
	31 March 2026	31 March 2025	31 March 2026	31 March 2025
Capital advances	2.84	11.13	-	-
Prepaid expenses	-	-	2.62	0.91
Advances to employees	-	-	0.34	0.24
Advances to suppliers	-	-	1.18	2.42
Total	2.84	11.13	4.14	3.57

11. Inventories

Particulars	As at	As at
	31 March 2026	31 March 2025
Valued at lower of cost or net realisable value		
Medical drugs	30.06	28.18
Stores and consumables*	4.39	2.63
Total	34.45	30.81

* net of provision for obsolete inventory amounting to INR 2.60 million as at 31 March 2026 (31 March 2025: INR 2.60 million)

12. Trade receivables

Particulars	As at	As at
	31 March 2026	31 March 2025
Undisputed trade receivables		
Considered good, unsecured	609.39	357.77
Credit impaired	15.08	5.64
Total trade receivables	624.47	363.41
Less: Allowance for expected credit loss		
Considered good, unsecured	(42.22)	(19.13)
Credit impaired	(15.08)	(5.64)
Net trade receivables	567.17	338.64

Trade receivables ageing schedule as at 31 March 2026

Particulars	Outstanding for following periods from date of invoice					Total
	Less than 6 months	6 months to 1 year	1 to 2 years	2 to 3 years	More than 3 years	
Undisputed trade receivables						
Considered good, unsecured	382.05	113.03	72.61	41.70	-	609.39
Credit impaired	1.06	2.04	0.85	4.78	6.35	15.08
Total trade receivables	383.11	115.07	73.46	46.48	6.35	624.47
Less: Allowance for expected credit loss						
Considered good, unsecured	-	(3.71)	(13.23)	(25.28)	-	(42.22)
Credit impairment	(1.06)	(2.04)	(0.85)	(4.78)	(6.35)	(15.08)
Net trade receivables	382.05	109.32	59.38	16.42	-	567.17

(This space has been intentionally left blank)



Trade receivables ageing schedule as at 31 March 2025

Particulars	Outstanding for following periods from date of invoice					Total
	Less than 6 months	6 months to 1 year	1 to 2 years	2 to 3 years	More than 3 years	
Undisputed trade receivables						
Considered good, unsecured	175.48	88.01	79.81	14.47	-	357.77
Credit impaired	0.85	-	4.74	-	0.05	5.64
Total trade receivables	176.33	88.01	84.55	14.47	0.05	363.41
Less: Allowance for expected credit loss						
Considered good, unsecured	-	(4.43)	(8.79)	(5.91)	-	(19.13)
Credit impairment	(0.85)	-	(4.74)	-	(0.05)	(5.64)
Net trade receivables	175.48	83.58	71.02	8.56	-	338.64

1. There are no debts due by directors or other officers of the Company or any of them either severally or jointly with any other person or debts due by firms or private companies respectively in which any director is a partner or a director or a member.
2. There are no disputed or unbilled trade receivables, hence the same is not disclosed in the ageing schedule.
3. The Company's exposure to credit risks and loss allowance related to trade receivables is disclosed in note 39.

13. Cash and cash equivalents

Particulars	As at	As at
	31 March 2026	31 March 2025
Balances with banks		
- in current accounts	9.23	46.45
- in earmarked balance with banks with original maturity of three months or less	0.17	-
Cash on hand	6.05	0.93
Total	15.45	47.38

14. Bank balances other than cash and cash equivalents

Particulars	As at	As at
	31 March 2026	31 March 2025
Deposits with original maturity more than three months but remaining maturity of less than twelve months*	15.76	132.84
Total	15.76	132.84

* Includes earmarked balances of INR 6.16 million (31 March 2025 : INR 131.81 million).

(This space has been intentionally left blank)



15. Equity share capital

Particulars	As at 31 March 2026		As at 31 March 2025	
	Number of shares	Amount	Number of shares	Amount
Authorised share capital				
Equity shares of INR 10/- each (31 March 2025 : INR 10/- each)	10,000	0.10	10,000	0.10
	10,000	0.10	10,000	0.10
Issued, subscribed and fully paid-up shares				
Equity shares of INR 10/- each (31 March 2025 : INR 10/- each)	10,000	0.10	10,000	0.10
	10,000	0.10	10,000	0.10

a) Reconciliation of authorised share capital outstanding at the beginning and end of the reporting period:

Particulars	As at 31 March 2026		As at 31 March 2025	
	Number of shares	Amount	Number of shares	Amount
At the beginning and end of the year	10,000	0.10	10,000	0.10

b) Reconciliation of issued equity capital outstanding at the beginning and end of the year:

Particulars	As at 31 March 2026		As at 31 March 2025	
	Number of shares	Amount	Number of shares	Amount
At the beginning and end of the year	10,000	0.10	10,000	0.10

c) The rights, preferences and restrictions to each class of shares including restrictions on the distribution of dividends and repayment of capital (for all shareholders).

The Company has only one class of equity shares having a par value of INR 10/- per share. Each holder of equity shares is entitled to one vote per share with a right to receive per share dividend declared by the Company. In the event of liquidation, the equity shareholders are entitled to receive remaining assets of the Company in the proportion of equity shares held by the shareholders.

d) Details of shares held by shareholders holding more than 5% of the aggregate shares in the Company:

Particulars	As at 31 March 2026		As at 31 March 2025	
	Number of shares	% of holding	Number of shares	% of holding
Equity shares of INR 10/- each fully paid held by Paras Healthcare Limited (formerly known as Paras Healthcare Private Limited) (including nominee shareholders)	10,000	100%	10,000	100%

e) Details of shares held by promoters of the Company:

Particulars	As at 31 March 2026		As at 31 March 2025		% change in shareholding during the year
	Number of shares	% of holding	Number of shares	% of holding	
Equity shares of INR10/- each fully paid held by Paras Healthcare Limited (formerly known as Paras Healthcare Private Limited) (including nominee shareholders)	10,000	100%	10,000	100%	-

Particulars	As at 31 March 2025		As at 31 March 2024		% change in shareholding during the year
	Number of shares	% of holding	Number of shares	% of holding	
Equity shares of INR10/- each fully paid held by Paras Healthcare Limited (formerly known as Paras Healthcare Private Limited) (including nominee shareholders)	10,000	100%	10,000	100%	-

Notes:

- a) The above information is furnished as per shareholder register of the Company as at the year ended 31 March 2026 and 31 March 2025.
b) No changes in promoter's shareholdings during the respective years.
c) 'Promoters' for the purpose of this disclosure means promoters as defined under Section 2(69) of Companies Act, 2013.

f) Aggregate number of shares issued for consideration other than cash during the period of five years immediately preceding the reporting date

The Company has not issued bonus shares, equity shares for consideration other than cash and also no shares has been bought back during the period of 5 years immediately preceding the respective reporting periods.

(This space has been intentionally left blank)



16. Other equity

Particulars	As at	As at
	31 March 2026	31 March 2025
Retained earnings		
Balance as at the beginning of the year	(1,556.85)	(1,277.75)
Loss during the year	(173.96)	(278.80)
Add: other comprehensive income for the year	0.37	(0.30)
Balance as at the end of the year	(1,730.44)	(1,556.85)
Deemed capital contribution		
Balance as at the beginning of the year	-	-
Add: share based expenses during the year	0.12	-
Balance as at the end of the year	0.12	-

Nature and purpose of reserve

a) Retained earnings

Retained earnings are the profits / (losses) that the Company has made till date. It includes re-measurement loss / (gain) on defined benefit plans, net of taxes that will not be reclassified to Statement of Profit and Loss. Retained earnings is a free reserve available to the Company and eligible for distribution to shareholders.

b) Deemed capital contribution

The above reserve used to recognise the grant date fair value of the options issued to eligible employees pursuant to the Holding Company's employee stock option plan.

(This space has been intentionally left blank)



Paras Healthcare (Ranchi) Private Limited

CIN: U85110HR2017PTC072032

Notes to the Financial Statements for the year ended 31 March 2026

(All amounts are in INR million, unless otherwise stated)

17. Non-current borrowings

Particulars	As at	
	31 March 2026	31 March 2025
Secured, at amortised cost		
Term loans from banks	469.81	534.88
Less: current maturities of non-current borrowings	(58.43)	(57.72)
	<u>411.38</u>	<u>477.16</u>
Unsecured		
Loan from holding company	2,055.44	1,722.22
Total non-current borrowings	<u><u>2,466.82</u></u>	<u><u>2,199.38</u></u>

Terms of repayment and security details:

Nature of Security	Terms of Repayment
a) Rupee Term Loan from Bank A	
i) Nil (31 March 2025: INR 480 million) are secured primarily by:	The loan has been foreclosed during the year.
a. Exclusive charge by way of hypothecation over all movable assets.	Rate of interest at 5.98% p.a. to 8.17% p.a.
b. Exclusive charge by way of hypothecation over all current assets, present or future.	(31 March 2025: 5.67% p.a. to 8.97% p.a.)
c. Unconditional and irrevocable corporate guarantee of Paras Healthcare Limited (formerly known as Paras Healthcare Private Limited).	
<hr/>	
i) Nil (31 March 2025: INR 54.88 million) are secured primarily by:	The loan has been foreclosed during the year.
a. Exclusive charge by way of hypothecation over medical equipments.	Rate of interest at 8.14% p.a. to 9.05% p.a.
b. Corporate guarantee of Paras Healthcare Limited (formerly known as Paras Healthcare Private Limited).	(31 March 2025: 8.44% p.a. to 9.35% p.a.)
<hr/>	
b) Rupee Term Loan from Bank B	
i) INR 427.11 million (31 March 2025: Nil) are secured primarily by:	Repayable in 22 installments aggregating to INR 427.11 million.
a. Exclusive charge by way of hypothecation over all current assets (both present or future) of the borrower including but not limited to inventory, debtors and all the short term assets.	Rate of interest at 8.07% p.a. - 8.14% p.a.
b. Exclusive charge by way of hypothecation over all movable fixed assets (both present or future) of the borrower.	(31 March 2025: Not applicable)
c. Unconditional and irrevocable corporate guarantee of Paras Healthcare Limited (formerly known as Paras Healthcare Private Limited) to remain the valid during the tenor of the credit facilities with us.	
<hr/>	
ii) INR 42.70 millions (31 March 2025: Nil) are secured primarily by:	Repayment ranging 52 installments aggregating to INR 42.70 million.
a. Exclusive charge by way of hypothecation of assets purchased through term loan sanctioned for purchase of new medical equipment at Company.	Rate of interest at 8.07% p.a. - 8.14% p.a.
b. Unconditional and irrevocable corporate guarantee of Paras Healthcare Limited (formerly known as Paras Healthcare Private Limited) to remain the valid during the tenor of the credit facilities with us.	(31 March 2025: Not applicable)

Notes:

1. Dues from related party are as under:

Name of Related party	Rate of Interest per annum	Repayment terms	As at	
			31 March 2026	31 March 2025
Paras Healthcare Limited (formerly known as Paras Healthcare Private Limited)	9.65%	Repayable in five equal annual installments after moratorium period of nine years starting from 2019-20.	2,055.44	1722.22

2.Total undrawn term loan facility as at 31 March 2026 amounts to Nil (31 March 2025 : INR 36.33 million).

3. The Company has fully repaid the outstanding loan amount due to IndusInd Bank before 31 March 2026, and accordingly no outstanding balance is appearing in the books of account as at the balance sheet date. However, the formal settlement / closure of the loan account by the bank was completed on April 15, 2026, and the No Objection Certificate (NOC) confirming closure of the facility was also received.

17A. Current borrowings

Particulars	As at	
	31 March 2026	31 March 2025
Current maturities of non-current borrowings (refer note 17)	58.43	57.72
Total	<u><u>58.43</u></u>	<u><u>57.72</u></u>

Note:

Total undrawn overdraft facility as at 31 March 2026 amounts to Nil (31 March 2025: INR 50.00 million)



18. Other financial liabilities

Particulars	Non current		Current	
	As at	As at	As at	As at
	31 March 2026	31 March 2025	31 March 2026	31 March 2025
Payable for purchase of property, plant and equipment	-	-	11.84	184.12
Employees dues payable	-	-	2.22	5.96
Interest accrued but not due on borrowings	-	-	3.14	-
Security deposits	0.50	0.50	-	-
Total	0.50	0.50	17.20	190.08

Note: The Company's exposure to liquidity risks related to above financial liabilities are disclosed in note 39.

19. Provisions

Particulars	Non current		Current	
	As at	As at	As at	As at
	31 March 2026	31 March 2025	31 March 2026	31 March 2025
Provision for employee benefits (refer note 36)				
Provision for gratuity	2.97	1.80	0.34	0.28
Provision for compensated absences	3.26	2.39	1.06	1.40
Total	6.23	4.19	1.40	1.68

20. Trade payables

Particulars	As at	As at
	31 March 2026	31 March 2025
Total outstanding dues of micro and small enterprises ('MSME'); and	43.61	52.18
Total outstanding dues of creditors other than micro and small enterprises	276.14	212.09
Total	319.75	264.27

Notes:

- a) The Company's exposure to currency and liquidity risks related to trade payables is disclosed in note 39.
b) For trade payables owing to micro and small enterprises, refer note 41.

Trade Payable ageing schedule as at 31 March 2026

Particulars	Outstanding for following periods from the date of invoice					Total
	Unbilled	Less than 1 year	1 to 2 years	2 to 3 years	More than 3 years	
Undisputed trade payables						
MSME	-	43.61	-	-	-	43.61
Others	168.99	106.85	0.19	0.08	0.03	276.14
Total trade payables	168.99	150.46	0.19	0.08	0.03	319.75

Trade Payable ageing schedule as at 31 March 2025

Particulars	Outstanding for following periods from the date of invoice					Total
	Unbilled	Less than 1 year	1 to 2 years	2-3 years	More than 3 years	
Undisputed trade payables						
MSME	-	52.18	-	-	-	52.18
Others	137.45	74.45	0.17	0.01	0.01	212.09
Total trade payables	137.45	126.63	0.17	0.01	0.01	264.27

21. Other current liabilities

Particulars	As at	As at
	31 March 2026	31 March 2025
Statutory dues payable	22.39	11.34
Contract liabilities -revenue received in advance	0.01	-
Total	22.40	11.34

(This space has been intentionally left blank)



22. Revenue from operations

Particulars	For the year ended 31 March 2026	For the year ended 31 March 2025
Revenue from sale of services - Healthcare		
Operating income - in patient department	1,205.65	838.52
Operating income - out patient department	309.08	189.67
Revenue from sale of product - pharmacy	80.93	45.24
Sub-total (A)	1,595.66	1,073.43
Other operating revenues		
Sponsorship income	0.84	-
Scrap sales	0.32	0.17
Sub-total (B)	1.16	0.17
Total (A+B)	1,596.82	1,073.60

Note: Refer note 40 for revenue related disclosures.

23. Other income

Particulars	For the year ended 31 March 2026	For the year ended 31 March 2025
Interest income		
from banks	7.92	3.88
from income tax refund	1.15	0.49
Gain on sale of property, plant and equipment (net)	-	1.25
Other non operating income		
Gain on foreign exchange fluctuation (net)	-	1.15
Miscellaneous income	0.26	0.28
Total	9.33	7.05

24. Purchases of stock-in-trade

Particulars	For the year ended 31 March 2026	For the year ended 31 March 2025
Purchases of stock-in-trade	437.98	261.38
Total	437.98	261.38

25. Changes in inventories of stock-in-trade

Particulars	For the year ended 31 March 2026	For the year ended 31 March 2025
Inventories at the end of the year (medical drugs) (A)	30.06	28.18
Inventories at the beginning of the year (medical drugs) (B)	28.18	22.02
Net change (B-A)	(1.88)	(6.16)

26. Employee benefits expense

Particulars	For the year ended 31 March 2026	For the year ended 31 March 2025
Salaries and wages	147.17	130.64
Contribution to provident fund and other funds (refer note 36)	7.47	7.85
Staff welfare expenses	6.01	7.01
Share based payment expenses (refer note 47)	0.12	-
Total	160.77	145.50

Note: The costs that are directly attributable to the acquisition or construction of property, plant and equipment has been capitalised during the period, refer note 43.

27. Finance costs

Particulars	For the year ended 31 March 2026	For the year ended 31 March 2025
Interest expense		
- On borrowings from banks	44.94	44.78
- On lease liabilities	81.42	78.31
- On loans from related party	147.40	106.23
Other borrowing costs	-	2.15
Total	273.76	231.47



28. Depreciation and amortization expenses

Particulars	For the year ended 31 March 2026	For the year ended 31 March 2025
Depreciation of property, plant and equipment (refer note 4)	169.65	122.86
Amortization of intangible assets (refer note 7)	0.17	0.08
Depreciation of right-of-use assets (refer note 5)	11.90	11.93
Total	181.72	134.87

29. Other expenses

Particulars	For the year ended 31 March 2026	For the year ended 31 March 2025
Power, fuel and water	20.34	20.57
Rent and facility fees	54.16	42.14
Repairs and maintenance		
- Buildings	4.68	1.51
- Plant and equipments	20.07	10.79
- Others	20.08	8.74
House keeping expense	35.50	31.32
Laundry expense	5.91	5.21
Patient food and beverage	13.34	10.95
Outsourced medical services	27.00	55.86
Security expense	13.56	12.17
Legal and professional fees	3.78	2.66
Travelling and conveyance	6.62	6.87
Printing and stationery	6.21	5.01
Communication expense	6.14	4.99
Insurance	1.35	1.21
Rates and taxes	1.46	6.14
Advertisement, marketing and outreach expenses	58.86	28.71
Payment to auditor (including applicable taxes)	1.47	1.23
Loss allowance	32.53	15.71
Bank charges	3.15	4.33
Loss on sale of property, plant and equipment (net)	0.07	-
Loss on foreign exchange fluctuation (net)	8.89	-
Miscellaneous expenses	4.25	1.44
Total	349.42	277.56

Note: Payments to auditor**As auditor:**

Audit fees (including applicable taxes)	1.42	1.18
Reimbursement of expenses	0.05	0.05
	1.47	1.23

(This space has been intentionally left blank)

30. Tax expense

		For the year ended 31 March 2026	For the year ended 31 March 2025
a) Amount recognised in statement of profit and loss			
Current tax		-	-
Deferred tax credit (refer note below)		-	-
Tax expense for the year		-	-
b) Income tax recognised in other comprehensive income		For the year ended 31 March 2026	For the year ended 31 March 2025
Re-measurement of defined benefit plans		-	-
c) Reconciliation of effective tax rate		For the year ended 31 March 2026	For the year ended 31 March 2025
Loss before tax		(173.96)	(278.80)
Tax using the Company's domestic rate	26.00%	(45.23)	26.00% (72.49)
Tax effect of:			
- Others	(26.00%)	45.23	(26.00%) 72.49
Effective tax rate		-	-

d) Recognized deferred tax assets / (liabilities)
Deferred tax assets / (liabilities) attributable to the following:

Particulars	As at 31 March 2026	As at 31 March 2025
Deferred tax assets / (liabilities) :		
- Losses and unabsorbed depreciation	399.08	358.23
- Property, plant and equipment	(3.33)	3.88
- Provision for employee benefits	1.98	1.53
- Right-of-use assets	(115.01)	(118.11)
- Lease liabilities	216.89	208.39
- Loss allowance	14.90	6.44
Net deferred tax asset	514.51	460.36
Net deferred tax asset recognised in the books	-	-
Net deferred tax asset unrecognised in the books	514.51	460.36

Note:

The deferred tax assets are recognised to the extent that it is probable future taxable profits will be available against which they can be used. The existence of unabsorbed tax losses and depreciation is an evidence that future taxable profits may not be available. Therefore, in case of history of recent losses, Company recognises a deferred tax asset only to the extent that it has sufficient taxable temporary differences or there is convincing evidence that sufficient taxable profits will be available against which such deferred tax assets can be realized.

No deferred tax asset has been recognised by the Company as it is not probable that the Company would have significant future taxable profits to utilize these temporary differences.

e) Details of expiry related to losses and unabsorbed depreciation:

As at 31 March 2026

Particulars	0 to 1 year	1 to 5 years	More than 5 years	No expiry date	Total
Unabsorbed losses	-	652.54	296.35	-	948.89
Unabsorbed depreciation	-	-	-	556.74	556.74

As at 31 March 2025

Particulars	0 to 1 year	1 to 5 years	More than 5 years	No expiry date	Total
Unabsorbed losses	-	275.17	656.44	-	931.61
Unabsorbed depreciation	-	-	-	446.19	446.19



31. Earnings per share (EPS)

Basic EPS amounts are calculated by dividing the profit/(loss) for the period attributable to equity holders by the weighted average number of equity shares outstanding during the period.

Diluted EPS amounts are calculated by dividing the profit/(loss) attributable to equity shareholders by the weighted average number of equity shares outstanding during the period plus the weighted average number of equity shares that would be issued on Conversion of all the dilutive potential equity shares into equity shares.

The following reflects the income and share data used in the basic and diluted EPS computations:

Particulars	For the year ended 31 March 2026	For the year ended 31 March 2025
Weighted average number of shares outstanding during the period	10,000	10,000
Net loss attributable to the equity shareholders	(173.96)	(278.80)
Basic and diluted loss per share (in INR) (Face value of INR 10/- each)	(17,396.01)	(27,880.45)

32. Commitments and Contingencies

a) Contingent liabilities not provided for:

The Company had received notice(s) amounting to INR 27.50 million from Heavy Engineering Corporation Limited ("HEC") as liquidated damages in earlier years on account of the delay in opening of 50 bedded hospital, in accordance with the terms and conditions of the Agreement dated 16 January 2018. The Company had replied to such notices from HEC and anticipate a favourable outcome in future. Basis the management's assessment, the Company has not made any provision for the said amount, in anticipation of the impact not being significant on financial performance of Company.

b) Commitments

Estimated amount of contracts remaining to be executed which is of capital nature (net of advances) and which have not been provided for in the financial statements, amounts to INR 0.80 million (31 March 2025: INR 11.07 million)

c) The Holding Company has provided a corporate guarantee to bank on behalf of the Company for obtaining loan by the Company.

(This space has been intentionally left blank)



33. Related party disclosures

In accordance with Ind AS-24 on related parties disclosures where control exist and where transactions have taken place and description of the relationships as identified and certified by the management are as follows:

Nature of relationship	Name of related party
(i) Holding Company	Paras Healthcare Limited (formerly known as Paras Healthcare Private Limited)
(ii) Fellow subsidiary Company	Plus Medicare Hospitals Private Limited
(iii) Key managerial personnel of the Company	Mr. Nikhil Sharma (Director) Mr. Vishal Ojha (Director) (w.e.f. 27 February 2025) Mr. Manoj Lakra (Director) (w.e.f. 13 June 2024) Mr. Upendra Prasad Singh (Director) (w.e.f. 18 July 2024) Dr. Sonia Verma (Director) (w.e.f. 27 February 2025) Mr. Konchada Srikant Subudhi (Additional Director) (w.e.f. 22 March 2025 upto 10 May 2025)

Transactions during the year ended:

Particulars	For the year ended 31 March 2026	For the year ended 31 March 2025
Loan taken from Holding Company		
Paras Healthcare Limited (formerly known as Paras Healthcare Private Limited)	201.18	500.90
	201.18	500.90
Outsourced medical services		
Paras Healthcare Limited (formerly known as Paras Healthcare Private Limited)	17.77	8.98
	17.77	8.98
Interest on loan taken (net of TDS)		
Paras Healthcare Limited (formerly known as Paras Healthcare Private Limited)	132.35	106.23
	132.35	106.23
Managerial remuneration		
Short term employee benefits	3.15	1.15
Other long term benefits	-	0.01
	3.15	1.16
Directors sitting fees and remuneration		
Mr. Upendra Prasad Singh	0.10	-
	0.10	-
Investment by holding company in deemed equity		
Paras Healthcare Limited (formerly known as Paras Healthcare Private Limited)	0.12	-
	0.12	-
Balance outstanding as at the year end:		
Particulars	As at 31 March 2026	As at 31 March 2025
Loan from Holding Company		
Paras Healthcare Limited (formerly known as Paras Healthcare Private Limited)	2,055.74	1,722.22
	2,055.74	1,722.22
Investment by holding company in deemed equity		
Paras Healthcare Limited (formerly known as Paras Healthcare Private Limited)	0.12	-
	0.12	-

Terms and conditions of related party transactions:

- (a) The Holding Company has given bank guarantee of INR 75.00 million, 31 March 2025: INR 75.00 million as per the terms and conditions mentioned in the concession agreement entered with Heavy Engineering Corporation Limited ("HEC").
- (b) The Holding Company has issued letter of support for financial assistance to the Company for ongoing projects and operations for a period of not less than 12 months from the date of financial closure of accounts of the Company for the year ended 31 March 2026.
- (c) The Holding Company has provided a corporate guarantee to bank on behalf of the Company for obtaining loan by the Company.

Notes

- a) All transactions with related parties are made on the terms equivalent to those that prevail in arm's length transactions and within the ordinary course of business. Outstanding balances at respective year ends are unsecured and settlement is generally done in cash.
- b) The above information has been determined to the extent such parties have been identified on the basis of information available with the Company and relied upon by the auditors.



34. The Company has incurred a loss of INR 173.59 million during the current financial year (31 March 2025: INR 279.10 million) and has accumulated losses of INR 1,730.44 million at the year end (31 March 2025: INR 1,556.85 million) resulting in negative net worth of INR 1,730.22 million (31 March 2025: INR 1,556.75 million). The Company has received a letter of support from Paras Healthcare Limited (formerly known as Paras Healthcare Private Limited), the Holding Company to provide financial and operational support to the Company as is necessary to ensure that the Company continue on a going concern basis for next one year from the date of financial closure of the accounts of the Company. Further, as explained in note 39 of the financial statements the Company has undrawn facility amounting to nil as at 31 March 2026 (31 March 2025 : INR 86.33 million) . Accordingly, the Company has prepared these financial statements on a going concern basis.

35. Segment information

The chief operating decision maker (CODM) examines the Company's performance from a service perspective and has identified the 'Healthcare services' as a single business segment. The Company is operating in India which constitutes a single geographical segment. The CODM reviews internal management reports to assess the performance of the segment 'Healthcare services'. There are no transactions with a single external customer which would amount to ten percent or more of the Company's revenues.

Revenue from operations

Particulars	For the year ended 31 March 2026	For the year ended 31 March 2025
India	1,596.82	1,073.60
Outside India	-	-
Total	1,596.82	1,073.60

Non-current assets*

Particulars	As at 31 March 2026	As at 31 March 2025
India	1,341.73	1,411.88
Outside India	-	-
Total	1,341.73	1,411.88

*excluding non-current financial assets

(This space has been intentionally left blank)



36. Employee benefits

The Company contributes to the following post-employment defined benefit plans in India.

a) Defined contribution plans

The Company has recognised the following amount in the Statement of profit and loss:

Particulars	For the year ended	
	31 March 2026	31 March 2025
Employer's contribution to Employee's Provident Fund	6.53	7.02
Employer's contribution to Employee's State Insurance	0.94	0.83
Total	7.47	7.85

b) Other long-term employment benefits

The Company provides compensated absences benefits to the employees of the Company which can be carried forward to future year.

Particulars	As at	
	31 March 2026	31 March 2025
Present value of obligation as at the end of the year		
Compensated absences	4.32	3.79
Current and non-current liability bifurcation		
Non-current	3.26	2.39
Current	1.06	1.40
	4.32	3.79

c) Defined benefit plans

The Company provides for gratuity for employees in India as per the Payment of Gratuity Act, 1972. Employees who are in continuous service for a period of 5 years are eligible for gratuity. The amount of gratuity payable on retirement/termination is the employees last drawn basic salary per month computed proportionately for fifteen days salary multiplied for the number of years of service.

The present value of the defined benefit obligations and the related current service cost and past service cost, were measured using the projected unit credit method.

(i) Reconciliation of present value of defined benefit obligation

Particulars	As at	
	31 March 2026	31 March 2025
Balance at the beginning of the year	2.08	1.92
Current service cost	0.98	0.70
Past service cost	0.67	-
Interest expense	0.15	0.15
Actuarial (gain)/loss recognised in other comprehensive	(0.37)	0.30
Benefits paid	(0.20)	(0.99)
Balance at the end of the year	3.31	2.08

(ii) Net liability recognised in the Balance Sheet

Particulars	As at	
	31 March 2026	31 March 2025
Non-current liabilities	2.97	1.80
Current liabilities	0.34	0.28
	3.31	2.08

(iii) Amount recognized in Statement of Profit and Loss

Particulars	For the year ended	
	31 March 2026	31 March 2025
Current service cost	0.98	0.70
Interest expense	0.15	0.15
Past service cost	0.67	-
	1.80	0.85

(iv) Remeasurements recognized in the Statement of Other Comprehensive Income (OCI)

Particulars	For the year ended	
	31 March 2026	31 March 2025
Actuarial loss / (gain) on defined benefit obligation	(0.37)	0.30
	(0.37)	0.30

(v) Actuarial assumptions

Particulars	As at	
	31 March 2026	31 March 2025
Discount rate	7.78%	7.00%
Salary escalation rate	5.00%	5.00%
Mortality rate	IALM 2012-14	IALM 2012-14
Retirement age	58 years	58 years
Withdrawal rate	35.00%	35.00%

The weighted average duration of the defined benefit obligation is 27 years (31 March 2025: 21 years).

These assumptions were developed by management with the assistance of independent actuarial appraisers. Discount factors are determined close to each year end by reference to government bonds of relevant economic markets and that have terms to maturity approximating to the terms of the related obligation. Other assumptions are based on management's historical experience.



(vi) Sensitivity analysis

The below sensitivity analyses are based on a change in an assumption while holding all other assumptions constant. In practice, this is unlikely to occur, and changes in some of the assumptions may be correlated. When calculating the sensitivity of the defined benefit obligation to significant actuarial assumptions the same methods (present value of defined benefit obligation calculated with the projected unit credit method at the end of the reporting period) has been applied as when calculating the defined benefit liability recognised in the balance sheet.

The methods and types of assumptions used in preparing the sensitivity analysis did not change compared to the prior period.

Particulars	As at 31 March 2026		As at 31 March 2025	
	Increase	Decrease	Increase	Decrease
Discount rate (1%)	0.10	0.11	2.02	2.13
Salary escalation rate (1%)	0.11	0.11	2.13	2.02

Sensitivities due to mortality and withdrawals are not material. Hence, impact of change is not calculated above.

The sensitivity results above determine their individual impact on the Plan's end of year Defined Benefit Obligation. In reality, the Plan is subject to multiple external experience items which may move the Defined Benefit Obligation in similar or opposite directions, while the Plan's sensitivity to such changes can vary over time.

(vii) Expected future cash flows

The table below shows the expected discounted cash flow profile of the benefits to be paid to the current membership of the plan based on past service of the employees as at the valuation date:

Particulars	As at	As at
	31 March 2026	31 March 2025
Year 1	0.34	0.28
Year 2	0.79	0.10
Year 3	0.61	0.15
Year 4	0.42	0.14
Year 5	0.28	0.13
Year 6 onwards	0.87	1.28
	3.31	2.08

The Company expects to contribute INR 1.62 millions (31 March 2025 is INR 1.89 millions) for post employment benefits during the next financial year.

(viii) Description of risk exposure:

Through its defined benefit plans, the Company is exposed to a number of risks, the most significant of which are detailed below:

Interest rate risk : The defined benefit obligation calculated uses a discount rate based on government bonds. If bond yields fall, the defined benefit obligation will tend to increase.

Demographic risk : This is the risk of variability of results due to unsystematic nature of decrements that include mortality, withdrawal, disability and retirement. The effect of these decrements on the defined benefit obligation is not straight forward and depends upon the combination of salary increase, discount rate and vesting criteria. It is important not to overstate withdrawals because in the financial analysis the retirement benefit of a short career employee typically costs less per year as compared to a long service employee

Significant estimates :

Employee benefit obligations are determined using actuarial valuations. An actuarial valuation involves making appropriate assumptions that may differ from actual developments in the future. These include the determination of the discount rate, future salary increases and mortality rates. Due to the complexities involved in the valuation and its long-term nature, a defined benefit obligation is highly sensitive to changes in these assumptions. All assumptions are reviewed at each reporting date.

37. Capital management

For the purpose of the Company's capital management, capital includes issued equity capital, share premium and all other reserves attributable to the equity holder. The primary objective of the Company's capital management is to maximize the shareholder value.

Management assesses the Company's capital requirements in order to maintain an efficient overall financing structure while avoiding excessive leverage. This takes into account the subordination levels of the Company's various classes of debt.

Particulars	As at	As at
	31 March 2026	31 March 2025
Total equity	(1,730.22)	(1,556.75)
Cash and cash equivalents	(15.45)	(47.38)
Capital	(1,745.67)	(1,604.13)
Total equity	(1,730.22)	(1,556.75)
Borrowings	2,525.26	2,257.10
Lease liabilities	834.20	801.49
Overall financing	1,629.24	1,501.84
Capital to overall financing ratio	(1.07)	(1.07)

The Company manages its capital structure and makes adjustments in light of changes in economic conditions. No changes were made in the objectives, policies or processes for managing capital during the years ended 31 March 2026 and 31 March 2025.



38. Fair value measurement and financial instruments**(i) Financial instruments by category and fair value hierarchy**

The following explains the judgements and estimates made in determining the fair values of the financial instruments. To provide an indication about the reliability of the inputs used in determining fair value, the Company has classified its financial instruments into the three levels prescribed under the accounting standard.

Level 1: quoted prices (unadjusted) in active markets for financial instruments.

Level 2: inputs other than quoted prices included within Level 1 that are observable for the asset or liability, either directly or indirectly.

Level 3: unobservable inputs for the asset or liability.

Valuation techniques used to determine fair value

The fair value of the financial assets and liabilities are included at the amount that would be received to sell an asset and paid to transfer a liability in an orderly transaction between market participants. The following methods were used to estimate the fair values :

- Trade receivables, cash and cash equivalents, bank balances other than cash and cash equivalents, other current financial assets, trade payables, lease liabilities and other current financial liabilities: Approximate their carrying amounts largely due to the current maturities of these instruments.

- Borrowings taken by the Company are as per the Company's credit and liquidity risk assessment and there is no comparable instrument having the similar terms and conditions with related security being pledged and hence the carrying value of the borrowings represents the best estimate of fair value.

The following table shows the carrying amounts and fair value of financial assets and financial liabilities, including their levels in the fair value hierarchy.

As at 31 March 2026

Particulars	Carrying value			Fair value hierarchy		
	FVTPL#	Amortized Cost	Total	Level 1	Level 2	Level 3
Financial assets						
Non-current						
Other financial assets	-	0.41	0.41	-	-	0.41
Current						
Trade receivables	-	567.17	567.17	-	-	-
Cash and cash equivalents	-	15.45	15.45	-	-	-
Bank balances other than cash and cash equivalents	-	15.76	15.76	-	-	-
Other financial assets	-	17.59	17.59	-	-	-
Total	-	616.38	616.38	-	-	0.41
Financial liabilities						
Non - current						
Borrowings	-	2,466.82	2,466.82	-	-	2,466.82
Lease liabilities	-	784.03	784.03	-	-	-
Other financial liabilities	-	0.50	0.50	-	-	0.50
Current						
Borrowings	-	58.43	58.43	-	-	-
Lease liabilities	-	50.16	50.16	-	-	-
Trade payables	-	319.75	319.75	-	-	-
Other financial liabilities	-	17.20	17.20	-	-	-
Total	-	3,696.89	3,696.89	-	-	2,467.32

As at 31 March 2025

Particulars	Carrying value			Fair value hierarchy		
	FVTPL#	Amortized Cost	Total	Level 1	Level 2	Level 3
Financial assets						
Non-current						
Other financial assets	-	0.57	0.57	-	-	0.57
Current						
Trade receivables	-	338.64	338.64	-	-	-
Cash and cash equivalents	-	47.38	47.38	-	-	-
Bank balances other than cash and cash equivalents	-	132.84	132.84	-	-	-
Other financial assets	-	8.20	8.20	-	-	-
Total	-	527.63	527.63	-	-	0.57
Financial liabilities						
Non - current						
Borrowings	-	2,199.38	2,199.38	-	-	2,199.38
Lease liabilities	-	755.14	755.14	-	-	-
Other financial liabilities	-	0.50	0.50	-	-	0.50
Current						
Borrowings	-	57.72	57.72	-	-	-
Lease liabilities	-	46.34	46.34	-	-	-
Trade payables	-	264.27	264.27	-	-	-
Other financial liabilities	-	190.08	190.08	-	-	-
Total	-	3,513.43	3,513.43	-	-	2,199.88

There have been no transfers between Level 1, Level 2 and Level 3 for the year ended 31 March 2026 and 31 March 2025.

Fair value through profit or loss



39. Financial risk management

The Company has exposure to the following risks arising from financial instruments:

- Credit risk ;
- Liquidity risk ;
- Market risk

Risk management framework

The Company's board of directors has overall responsibility for the establishment and oversight of the Company's risk management framework.

The Company's risk management policies are established to identify and analyze the risks faced by the Company, to set appropriate risks limits and controls, and to monitor risks and adherence to limits. Risk management policies are reviewed regularly to reflect changes in market conditions and the Company's activities. The Company, through its training and management standards and procedures, aims to maintain a disciplined and constructive control environment in which all employees understand their roles and obligations.

Risk	Exposure arising from	Measurement	Management
Credit risk	Trade receivables, cash and cash equivalents, bank balances other than cash and cash equivalents and other financial assets	Ageing analysis	Diversification of bank deposits and credit limits and regular monitoring and follow ups.
Liquidity risk	Borrowings, trade payables and other financial liabilities	Cash flow forecasts	Availability of committed credit lines and borrowing facilities.
Market risk – foreign exchange	Future commercial transactions, recognized financial assets and liabilities not denominated in Indian rupee.	Cash flow forecasting sensitivity analysis	Monitoring of non INR cash flows
Market risk – interest rate	Long-term borrowings at variable rates	Sensitivity analysis	Diversification of borrowings.

(i) Credit risk

Credit risk is the risk of financial loss to the Company if a customer or counterparty to a financial asset fails to meet its contractual obligations. The Company's exposure to credit risk is influenced mainly by the individual characteristics of each financial asset. The carrying amounts of financial assets represents the maximum credit risk exposure.

A default on a financial asset is when the counterparty fails to make contractual payments as per agreed terms. This definition of default is determined by considering the business environment in which entity operates and other macro-economic factors.

The Company has a credit risk management policy in place to limit credit losses due to non-performance of counterparties. The Company monitors its exposure to credit risk on an ongoing basis. Assets are written off when there is no reasonable expectation of recovery. Where receivables are written off, the Company continues to engage in enforcement activity to attempt to recover the dues.

Trade receivables

The Company closely monitors the credit-worthiness of the receivables through internal systems that are configured to define credit limits of customers, thereby, limiting the credit risk to pre-calculated amounts. The Company uses a simplified approach (lifetime expected credit loss model) for the purpose of computation of expected credit loss for trade receivables. Expected credit losses are measured on collective basis for each of the following categories :

Category	Inputs for measurement of expected credit losses	Assumptions
Government	Collection against outstanding receivables in past years	Trade receivables outstanding for more than three years are considered irrecoverable. Allowance for expected credit loss on receivables outstanding for less than three years is recognised based on expected deductions by government agencies.
Non-government		
Corporates	Collection against outstanding receivables in past years	Trade receivables outstanding for more than three years are considered irrecoverable. Trend of collections made by the Company over a period of three years preceding Balance Sheet date and considering default to have occurred if receivables are not collected for less than three years.
Third party administrators of insurance companies	Collection against outstanding receivables in past years	
Others	Customer wise trade receivables and information obtained through sales recovery follow ups	Specific allowance is made by assessing party wise outstanding receivables based on management assessment.

Cash and cash equivalents and Bank balances other than cash and cash equivalents

Credit risk related to cash and cash equivalents and bank deposits is managed by only investing in deposits with highly rated banks and diversifying bank deposits and accounts in different banks. Credit risk is considered low because the Company deals with highly rated banks.

Other financial assets

Other financial assets measured at amortized cost includes security deposits, contract assets, accrued interest on fixed deposits and other receivables. Credit risk related to these financial assets is managed by monitoring the recoverability of such amounts continuously, while at the same time internal control system are in place to ensure the amounts are within defined limits. Credit risk is considered low because the Company is in possession of the underlying asset (in case of security deposit) or as per trade experience (in case of unbilled revenue from patient and other receivables from revenue sharing arrangements). Further, the Company creates provision by assessing individual financial asset for expectation of any credit loss basis 12 month expected credit loss model.



Credit risk exposure

- a) Expected credit loss for trade receivables under simplified approach.

As at 31 March 2026

Particulars	Government	Non-government			Total
		Corporates	Third party administrators of insurance companies	Others	
Gross carrying value	586.32	3.61	25.84	8.70	624.47
Less: Expected credit loss	(41.64)	(1.40)	(5.56)	(8.70)	(57.30)
Carrying amount (net of impairment)	544.68	2.21	20.28	-	567.17

As at 31 March 2025

Particulars	Government	Non-government			Total
		Corporates	Third party administrators of insurance companies	Others	
Gross carrying value	288.84	52.78	16.20	5.59	363.41
Less: Expected credit loss	(16.65)	(1.27)	(1.26)	(5.59)	(24.77)
Carrying amount (net of impairment)	272.19	51.51	14.94	-	338.64

- b) Expected credit losses for financial assets other than trade receivables (measured at an amount equal to 12 months expected credit losses)

As at 31 March 2026

Particulars	Estimated gross carrying amount at default	Expected credit losses	Carrying amount net of impairment provision
Cash and cash equivalents	15.45	-	15.45
Bank balances other than cash and cash equivalents	15.76	-	15.76
Other financial assets	18.00	-	18.00

As at 31 March 2025

Particulars	Estimated gross carrying amount at default	Expected credit losses	Carrying amount net of impairment provision
Cash and cash equivalents	47.38	-	47.38
Bank balances other than cash and cash equivalents	132.84	-	132.84
Other financial assets	8.77	-	8.77

- c) **Reconciliation of expected credit loss for trade receivables**

Reconciliation of allowance for expected credit loss	Trade receivables
As at 31 March 2024	9.06
Add: Allowance for expected credit loss	15.71
As at 31 March 2025	24.77
Add: Allowance for expected credit loss	32.53
As at 31 March 2026	57.30

Expected credit loss for trade receivable as at 31 March 2026

Particular	Less than 6 months	6 months to 1 year	1-2 year	2-3 year	More than 3 year	Total
Gross carrying amount -Trade receivables (a)	383.11	115.07	73.46	46.48	6.35	624.47
Expected credit loss rate (%)	0.28%	5.00%	19.17%	64.68%	100.00%	9.18%
Expected credit losses (b)	1.06	5.75	14.08	30.06	6.35	57.30
Net trade receivable (a-b)	382.05	109.32	59.38	16.42	-	567.17

Expected credit loss for trade receivable as at 31 March 2025

Particular	Less than 6 months	6 months to 1 year	1-2 year	2-3 year	More than 3 year	Total
Gross carrying amount -Trade receivables (a)	176.33	88.01	84.55	14.47	0.05	363.41
Expected credit loss rate (%)	0.48%	5.04%	16.00%	40.86%	100.00%	6.82%
Expected credit losses (b)	0.85	4.43	13.53	5.91	0.05	24.77
Net trade receivable (a-b)	175.48	83.58	71.02	8.56	-	338.64



(ii) Liquidity risk

Liquidity risk is the risk that the Company will encounter difficulty in meeting the obligations associated with its financial liabilities that are settled by delivering cash or another financial asset. The Company's approach to managing liquidity is to ensure as far as possible, that it will have sufficient liquidity to meet its liabilities when they are due.

Management monitors rolling forecasts of the Company's liquidity position and cash and cash equivalents on the basis of expected cash flows. The Company takes into account the liquidity of the market in which the Company operates.

Maturities of financial liabilities

The following are the remaining contractual maturities of financial liabilities at the reporting date. The amounts are gross and undiscounted and include estimated interest payments, where applicable.

As at 31 March 2026	Contractual cash flows			Total
	Upto 1 year	1 year to 5 years	Over 5 years	
Borrowings*	58.43	1,604.52	862.30	2,525.25
Lease liabilities	52.76	234.38	4,904.51	5,191.65
Trade payables	319.75	-	-	319.75
Other financial liabilities	17.20	0.50	-	17.70
Total	448.14	1,839.40	5,766.81	8,054.35

As at 31 March 2025	Contractual cash flows			Total
	Upto 1 year	1 year to 5 years	Over 5 years	
Borrowings*	57.72	1,027.90	1,170.92	2,256.54
Lease liabilities	48.70	223.30	4,968.35	5,240.35
Trade payables	264.27	-	-	264.27
Other financial liabilities	190.08	0.50	-	190.58
Total	560.77	1,251.70	6,139.27	7,951.74

* Includes current maturities of non-current borrowings

The Company also has access to the following undrawn borrowing from banks at the end of the reporting period.

Particulars	As at	As at
	31 March 2026	31 March 2025
Term loans from banks	-	36.33
Working capital loan	-	50.00
	-	86.33

(This space has been intentionally left blank)



(iii) Market risk

Market risk is the risk that changes in market prices - such as foreign exchange rates and interest rates – will affect the Company's income or the value of its holdings of financial instruments. The objective of market risk management is to manage and control market risk exposures within acceptable parameters, while optimizing the return.

a) Foreign exchange risk

The Company has international transactions and is exposed to foreign exchange risk arising from foreign currency transactions (imports). Foreign exchange risk arises from future commercial transactions and recognised assets and liabilities denominated in a currency that is not the Company's functional currency. The Company has not hedged its foreign exchange payables for the year ended 31 March 2026 and 31 March 2025.

Foreign currency risk exposure:

Particulars	As at 31 March 2026		As at 31 March 2025	
	Foreign currency	INR	Foreign currency	INR
Liabilities				
Payable for purchase of property, plant and equipment	-	-	USD	115.53
Total		-		115.53

Sensitivity

The sensitivity of profit or loss to changes in the exchange rates arises from foreign currency denominated financial instruments.

Particulars	Currency	As at 31 March 2026 (in INR)		As at 31 March 2025 (in INR)	
		Exchange rate increase by 1%	Exchange rate decrease by 1%	Exchange rate increase by 1%	Exchange rate decrease by 1%
Liabilities					
Payable for purchase of property, plant and equipment	USD	-	-	(1.16)	1.16

b) Interest rate risk

Interest rate risk is the risk that the fair value or future cash flows of a financial instrument will fluctuate because of changes in market interest rates. The Company's interest rate risk arises from:-

- Borrowings which are made at market rate of interest at the time of borrowings.
- Bank deposits which are made at market rate of interest at the time of deposit.

This exposes the Company to cash flow interest rate risk.

Exposure to Interest Rate Risk	As at	As at
	31 March 2026	31 March 2025
Fixed rate instruments		
Financial assets	15.76	132.84
Financial liabilities	2,055.44	1,722.22
Variable rate instruments		
Financial liabilities	469.82	534.89
Total	2,541.02	2,389.95

Cash flow sensitivity analysis for variable-rate instruments

A reasonably possible change of 50 basis points in interest rates at the reporting date would have increased (decreased) equity and profit or loss by the amounts shown below. This analysis assumes that all other variables, in particular foreign currency exchange rates, remain constant.

Effect in INR million	Impact on profit or (loss) net of tax	
	50 bp increase	50 bp decrease
31 March 2026		
Variable-rate instruments	(3.84)	3.84
Cash flow sensitivity (net)	(3.84)	3.84
31 March 2025		
Variable-rate instruments	(1.98)	1.98
Cash flow sensitivity (net)	(1.98)	1.98

(This space has been intentionally left blank)



40. Revenue related disclosures**I Disaggregation of revenue**

Revenue recognised mainly comprises of healthcare services. Set out below is the disaggregation of the Company's revenue from contracts with customers:

Description	For the year ended 31 March 2026	For the year ended 31 March 2025
Revenue from sale of services - Healthcare		
Operating income - in patient department	1,205.65	838.52
Operating income - out patient department	309.08	189.67
Revenue from sale of product - Pharmacy	80.93	45.24
Sub-total (A)	1,595.66	1,073.43
Other operating revenue		
Sponsorship income	0.84	0.00
Scrap sales	0.32	0.17
Sub-total (B)	1.16	0.17
Total revenue (A + B)	1,596.82	1,073.60

II Timing of revenue recognition

The following table provides information about timing of revenue recognition:

Description	For the year ended 31 March 2026	For the year ended 31 March 2025
At point in time	391.17	235.09
At point over time	1,205.65	838.52
Total revenue	1,596.82	1,073.61

III Contract balances

The following table provides information about trade receivables, contract assets and contract liabilities:

Particulars	As at 31 March 2026	As at 31 March 2025
Trade receivables (refer note 12)	567.17	338.64
Contract assets- unbilled revenue (refer note 8)	17.01	6.89
Contract liabilities -revenue received in advance (refer note 21)	0.01	-

Contract asset is the right to consideration in exchange for goods or services transferred to the customer. Contract liability is the entity's obligation to transfer goods or services to a customer for which the entity has received consideration from the customer in advance. Contract assets (unbilled receivables) are transferred to receivables when the rights become unconditional and contract liabilities(revenue received in advance) are recognised as and when the performance obligation is satisfied.

IV Significant changes in the contract assets balances during the period are as follows:

Particulars	As at 31 March 2026	As at 31 March 2025
Opening balance of Contract assets - unbilled revenue	6.89	9.10
Less: Amount of revenue recognised during the period	(6.89)	(9.10)
Add: Addition during the period	17.01	6.89
Closing balance of Contract assets - unbilled revenue	17.01	6.89

V The aggregate amount of transaction price allocated to the performance obligations (yet to complete) is INR 17.01 million (31 March 2025: INR 6.89 million). This balance represents the revenue received in advance against healthcare services. The management expects to further bill and collect the remaining balance of total consideration in the coming periods. These balances will be recognised as revenue in subsequent period as per the policy of the Company.



Paras Healthcare (Ranchi) Private Limited

CIN: U85110HR2017PTC072032

Notes to the Financial Statements for the year ended 31 March 2026

(All amounts are in INR million, unless otherwise stated)

41. Details of dues to Micro and Small Enterprises as per MSMED Act, 2006

Based on the information available with the Company, some of suppliers have been identified, who are registered under the Micro, Small and Medium Enterprises Development Act, 2006 (MSMED) to whom the Company owes and the same is outstanding for more than 45 days. The information has been determined to the extent such parties have been identified on the basis of responses received from suppliers on confirmation sought by the Company.

Particulars	As at	As at
	31 March 2026	31 March 2025
a) The principal amount payable to suppliers at the period end	43.61	52.18
b) The amount of interest due on the remaining unpaid amount to suppliers as at the period end	-	0.66
c) The amount of interest paid by buyer in terms of section 16 of MSMED, along with the amount of the payment made to supplier beyond the appointed day during each accounting period	-	-
d) The amount of interest due and payable for the period of delay in making payment (which have been paid but beyond the appointed day during the year) but without adding the interest specified under the MSMED	-	-
e) The amount of interest accrued and remaining unpaid at the end of each accounting period	-	0.66
f) The amount of further interest remaining due and payable in the succeeding years, until such date when the interest dues above are actually paid to the small enterprise, for the purpose of disallowance of a deductible expenditure under section 23 of MSMED	-	-

(This space has been intentionally left blank)



42. Ratio analysis and its elements

The following are analytical ratios for the year ended 31 March 2026 and 31 March 2025:

Particular	Note	For the year ended 31 March 2026	For the year ended 31 March 2025	Variance
(a) Current ratio	(i)	1.39	0.98	41.95% ¹
(b) Debt equity ratio	(ii)	(1.46)	(1.45)	0.66%
(c) Debt service coverage ratio	(iii)	2.58	0.85	204.01% ²
(d) Return on equity ratio (%)	(iv)	(10.58%)	(19.67%)	(46.20%) ³
(e) Inventory turnover ratio	(v)	48.94	38.29	27.81% ⁴
(f) Trade receivable turnover ratio	(vi)	2.66	3.55	(25.07%) ⁵
(g) Trade payable turnover ratio	(vii)	1.50	2.30	(34.66%) ⁶
(h) Net capital turnover ratio	(viii)	8.62	(107.45)	108.02% ⁷
(i) Net profit ratio (%)	(ix)	(10.89%)	(25.97%)	58.05% ⁸
(j) Return on capital employed ratio (%)	(x)	11.38%	(7.76%)	246.62% ⁹
(k) Return on investment ratio (%)	(xi)	NA	NA	NA

Reasons for variance

Reasons have been disclosed where the changes are more than 25%

- Increase in trade receivable in current year has resulted into increase in current ratio.
- Increase in earnings available for debt service in current year has resulted into improvement in ratio.
- Decrease in loss for the year and increase in average shareholders fund in current year has resulted into improvement in ratio.
- Increase in revenue as compared to increase in average inventory in current year has resulted into increase in ratio.
- Decrease in average receivables as compared to increase in sales in current year has resulted into decrease in ratio.
- Decrease in purchase and payables in current year has resulted into decrease in ratio.
- Improvement in sales and net working capital in current year has resulted into increase in ratio.
- Increase in sales and decrease in loss in current year has resulted into improvement in ratio.
- Increase in earning before interest and taxes in current year has resulted into increase in ratio.

Notes :

- Current ratio = Current assets/ current liabilities
- Debt Equity ratio = Total debt/ shareholders equity
- Debt service coverage ratio = Earnings available for debt service/ debt service (refer point (A) below)
- Return on Equity = Net profits after taxes / average Shareholder's Equity
- Inventory turnover ratio = Sales / average inventory
- Trade receivables turnover ratio = in patient department sales / average accounts receivable
- Trade payables turnover ratio = Net credit purchases (comprise of purchase of stock-in-trade) / average trade payable
- Net capital turnover ratio = Net sales/ Working capital
- Net profit ratio= Net profit/ Net sales
- Return on capital employed (ROCE)= Earning before interest and taxes/ capital employed (refer point (B) below)
- Return on investment is not applicable to the Company as no investment is held by the Company.

Other explanatory points

(A) Earning for Debt Service = Net profit after taxes + Non-cash operating expenses like depreciation and other amortizations + Interest + other adjustments like loss on sale of PPE etc.

Debt service = Interest & Lease payments + Principal repayments

"Net Profit after tax" means reported amount of "Profit / (loss) for the year" and it does not include items of other comprehensive income.

(B) Capital employed = Tangible net worth + Total debt + Deferred tax liability

(This space has been intentionally left blank)



43. Capitalisation of expenditure incurred during construction period

The costs that are directly attributable to the acquisition of certain property, plant and equipment are capitalised as under:

Particulars	As at	As at
	31 March 2026	31 March 2025
Opening balance	13.90	6.22
Incurred during the period:		
Employee benefits expense	-	7.68
Total	13.90	13.90
Less: Expenses capitalised to property, plant and equipment during the period	(13.90)	-
Carried forward to next financial period as part of capital-work in progress	-	13.90

44. Business combination**Summary of acquisition**

During the year ended 31 March 2025, the Company has entered into business transfer agreement to acquire all assets and liabilities of Clearmedi Healthcare Private Limited deployed at the Company on a slump sale basis. The purchase consideration amounted to INR 50.00 million and to be discharged in cash.

a. Business combination

The above transaction qualified as a business combination as per IND AS 103 - "Business Combination" and has been accounted by applying the acquisition method wherein identifiable assets acquired, liabilities assumed at fair value against the fair value of the consideration transferred.

b. Measurement of fair values

Particulars	Fair value
Consideration paid	50.00
Purchase consideration (A)	50.00
The assets and liabilities recognised as a result of the acquisition are as follows:	
Property, plant and equipment	51.03
Trade payables	(1.03)
Identifiable net assets acquired (B)	50.00
Goodwill (A-B)	-

c. Revenue and profit contribution

The acquisition is not anticipated to significantly impact the Company's operational revenue or profit contributions.

d. During the year ended 31 March 2025, acquisition related costs of INR 0.45 million were included in other expenses in statement of profit and loss and in operating cash flows in statement of cash flows.**45. Other statutory information**

- The Company does not have any benami property and no proceedings have been initiated or pending against the Company for holding any benami property, under the Benami Transactions (Prohibitions) Act, 1988 (45 of 1988) and the rules made thereunder.
- The Company does not have any charge which is yet to be registered with ROC beyond the statutory period.
- The Company has not advanced or provided loan to or invested funds in any entities including foreign entities (Intermediaries) or to any other persons, with the understanding that the intermediary shall:
 - directly or indirectly lend or invest in other persons or entities identified in any manner whatsoever by or on behalf of the company (Ultimate Beneficiaries) or
 - provide any guarantee, security or the like to or on behalf of the ultimate beneficiaries.
- The Company has not received any fund from any persons or entities, including foreign entities (Funding Party) with the understanding (whether recorded in writing or otherwise) that the Company shall:
 - directly or indirectly lend or invest in other persons or entities identified in any manner whatsoever by or on behalf of the Funding Party (Ultimate Beneficiaries) or
 - provide any guarantee, security or the like on behalf of the ultimate beneficiaries,
- The Company has not undertaken any transaction which is not recorded in the books of accounts that has been surrendered or disclosed as income during the year in the tax assessments under the Income Tax Act, 1961 (such as, search or survey or any other relevant provisions of the Income Tax Act, 1961).
- The Company has not traded or invested in crypto currency or virtual currency during the current and previous financial year.
- The Company has not been declared a 'Wilful Defaulter' by any bank or financial institution (as defined under the Companies Act, 2013) or consortium thereof, in accordance with the guidelines on wilful defaulter issued by the Reserve Bank of India.
- The Company has complied with the number of layers prescribed under clause (87) of section 2 of the Act read with Companies (Restriction on number of layers) Rules, 2017.
- The Company did not have any transactions with companies struck off under Section 248 of the Companies Act, 2013 or section 560 of Companies Act, 1956 during the financial year.
- The Company has adopted cost model for its property, plant and equipment (including right-of-use assets) during the current or previous periods.
- The Company has not entered into any scheme of arrangement which has an accounting impact on current or previous financial year.

(This space has been intentionally left blank)



46. Events after reporting period

The Company has evaluated events and transactions, which occurred subsequent to the balance sheet but upto the date of these financial statements. There are no material subsequent events which are required to be disclosed.

46A On 21 November, 2025, the Government of India notified the four Labour Codes - the Code on Wages, 2019, the Industrial Relations Code, 2020, the Code on Social Security, 2020, and the Occupational Safety, Health and Working Conditions Code, 2020 ('Labour Codes') - consolidating 29 existing labour laws. The Labour Codes, amongst other things introduce changes, including a uniform definition of wages. However, the provisions currently in force do not have a material impact on the financial statements of the company.

The company continues to monitor the finalisation of rules and clarifications from the Government on other aspects of the Labour Codes and impact estimates will be re-assessed and finalised based on the final Rules, industry practices, etc.

47. Share-based payments**A. Description of share-based payment to employees**

On 04 June 2024, the Holding Company established share option programme that entitle certain employees of the Holding Company and its subsidiaries to purchase shares in the Holding Company. Under this plans, holders of vested options are entitled to purchase shares at the exercise price of the shares at respective date of grant of options. The key terms and conditions related to the grants under these plans are as follows:

ESOP scheme	Date of board approval	Date of shareholder's approval	Grant date	No. of options	Exercise price per share (in INR absolute)	Vesting year	Vesting conditions
Employee Stock Option Plan, 2024	03 June 2024	04 June 2024	27 February 2026	12,647	556.00	Graded vesting over a period of 4 years from grant date	Service and performance conditions

All options are to be settled by the delivery of shares.

B. Measurement of fair values**i. Equity-settled share based payment to employees**

For the options granted during the year ended 31 March 2026, the fair value of options and the inputs used in the measurement of the grant date fair values of the equity-settled share based payment plans are as follows:

Particulars	Employee Stock Option Plan, 2024	
	Graded vesting	
Fair value of options at grant date (in INR)		
Tranche 1		157.00
Tranche 2		184.00
Tranche 3		218.00
Tranche 4		251.00
Market price/ enterprise value per share at grant date		556.00
Exercise price at the grant date		556.00
Expected volatility (weighted-average)	31.00 % to 34.00 %	
Expected life (weighted-average) (in years)	3.00 to 6.00	
Expected dividends	-	
Risk-free interest rate (based on government bonds)		
Tranche 1		5.69%
Tranche 2		5.86%
Tranche 3		6.01%
Tranche 4		6.15%

Note

- The fair value of options has been computed using the Black-Scholes Model.
- Expected volatility has been computed based on an evaluation of the historical volatility of the share price of companies operating in the healthcare industry particularly over the historical period commensurate with the expected term.

C. Reconciliation of outstanding share options

The number and weighted-average exercise prices ('WAE') of share options under the share option programme were as follows:

Particulars	Number of options	WAE ²
Options outstanding at the 01 April 2025	-	-
Options granted during the year	12,647	556.00
Options outstanding at the 31 March 2026	12,647	556.00
Options exercisable at the 31 March 2026	-	-

D. Disclosure of the weighted average remaining contractual life outstanding at the end of the years

Particulars	Employee Stock Option Plan, 2024	
	31 March 2026	31 March 2025
Weighted average remaining contractual life of share options outstanding at the end of the year		
Graded vesting	46.93 months	-

E. Expense recognised in statement of profit and loss

For details of the share based payment expenses, refer note 26.



Paras Healthcare (Ranchi) Private Limited

CIN: U85110HR2017PTC072032

Notes to the Financial Statements for the year ended 31 March 2026

(All amounts are in INR million, unless otherwise stated)

48. The Ministry of Corporate Affairs (MCA) has prescribed a requirement for companies under the proviso to Rule 3(1) of the Companies (Accounts) Rules, 2014 inserted by the Companies (Accounts) Amendment Rules 2021 requiring companies which uses accounting software for maintaining its books of account, shall use only such accounting software which has a feature of recording audit trail of each and every transaction, creating an edit log of each change made in the books of account along with the date when such changes were made and ensuring that the audit trail cannot be disabled.

The Company uses accounting software and operation software (collectively referred to as 'Software') related to maintenance of books of account. Once the financial entries are posted in the Software, no changes are allowed to already posted transactions. Also, in case of cancellation/reversal of already posted entries, separate entries are created in the application. Additionally, the detailed log of events for master data changes are enabled at application level.

The Company has used accounting software for maintenance of books of account which is operated by a third-party software service provider. In the absence of any information on existence of audit trail (edit logs) for any direct changes made at the database level in the 'Independent Service Auditor's Assurance Report on the Description of Controls, their Design and Operating Effectiveness' ('Type 2 report' issued in accordance with ISAE 3000 (Revised), Assurance Engagements Other than Audits or Reviews of Historical Financial Information), we are unable to demonstrate whether audit trail feature with respect to the database of the said software was enabled and operated throughout the year. The Company has advised the Enterprise Resource Planning (ERP) service provider to include the database of audit trail functionality in the next year's Type 2 report.

The Company has used accounting software for maintenance of payroll records which is operated by a third-party software service provider. In the absence of 'Independent Service Auditor's Assurance Report on the Description of Controls, their Design and Operating Effectiveness' ('Type 2 report' issued in accordance with ISAE 3000 (Revised), Assurance Engagements Other than Audits or Reviews of Historical Financial Information), we are unable to demonstrate whether audit trail feature with respect to the database of the said software was enabled and operated throughout the year.

The notes to the financial statement including material accounting policy information and other explanatory information are an integral part of the financial statements.

As per our report of even date attached

For Walker ChandioK & Co LLP
Chartered Accountants
Firm Registration No: 001076N/N500013




Tarun Gupta
Partner
Membership no. 507892

Place: Gurugram
Date: 18 May 2026



For and on behalf of Board of directors of
Paras Healthcare (Ranchi) Private Limited


Dr. Sonia Verma
Director
DIN : 10931420

Place: Gurugram
Date: 18 May 2026



Nikhil Sharma
Director
DIN : 09689292

